


A photograph of three veterans in silhouette saluting the American flag at sunset. The flag is flying on a tall pole against a sky with soft, orange and pink clouds. The title text is overlaid on the upper half of the image.

Veterans in New Hampshire 2009



Military images courtesy of the U.S. Department of Defense web site, www.defenselink.mil/multimedia/

Veterans in New Hampshire



State of New Hampshire
John H. Lynch, *Governor*

New Hampshire Employment Security
Richard S. Brothers, *Commissioner*

February 2009

Preface



Atop Mt. Suribachi, in February 1945, during the prolonged Battle of Iwo Jima, Private First Class Rene Gagnon was among the five Marines who, with the help of a Navy medic, raised the American flag. Rene Gagnon was born and raised in Manchester, New Hampshire. He became immortalized in the photograph of the flag raising and by the memorial made in its likeness (Gagnon is second from left, above). The image, and the three flag raisers who survived the battle, were used to boost morale and raise funds for the Seventh War Bond Drive.

That is just one example of how a single war-time event changed the life of an individual soldier. Other events from other wars have similar impacts. Many veterans find their lives forever changed by a single incident, being at the right or wrong place at the right or wrong time during their tour of duty. As a result of the physical and emotional consequences of warfare, veterans often face barriers when returning to civilian life.

New Hampshire Employment Security is dedicated to providing services and assistance

to our state's veterans. Understanding the unique characteristics and demographics of veterans can help us better serve them. This understanding can help their communities welcome them back and help the veteran reintegrate into civilian society.

Statistics used in this report are from the Department of Veterans Affairs Veteran Data and Information Web Site. The Department of Veterans Affairs, Office of Policy, provides specific data about veterans including socio-economic data, the demographic characteristics of veterans, the geographical distribution of the veteran population, and other statistical data and information by veteran program using counts from 2006. Data from 2007 was as reported by the Current Population Survey. This report focuses on surviving veterans in New Hampshire's Veteran Profile from 2007 data. The VA's latest official estimate, updated July 3, 2008, of the veteran population and their characteristics from April 1, 2000 projected to September 30, 2036 as of September 30, 2006, can be accessed at www1.va.gov/vetdata/page.cfm?pg=15.



Acknowledgments



New Hampshire Employment Security and the Economic and Labor Market Information Bureau want to express gratitude and appreciation to all veterans. Our men and women who have served in uniform deserve not only the respect of their country, but the best services we can provide. The New Hampshire Employment Security department strives to do just that. We provide many services for the unemployed or job seeking veteran, always giving them priority.

We wish to thank the many members of New Hampshire Employment Security who provided information for this publication and helped in the production process: We also want to thank Mike Wells from the Department of Veterans Affairs for his assistance.

For further information please contact the Economic and Labor Market Information Bureau at elmi@nhes.nh.gov or (603) 228-4124. This publication is also available on our web site at www.nh.gov/nhes/elmi/.



Contents



i . . . Preface

iii . . . Acknowledgments

1 Chart 1: 2007 New Hampshire Population & Labor Force

3 Chart 2: 2007 New Hampshire Labor Force Distribution

5 Chart 3: 2007 New Hampshire Unemployment Rate

7 Chart 4: 2008 Share of Job Match Participants Served by NHES Staff

9 Chart 5: 2007 States Ranked by Share of Veteran Population

11 . . . Chart 6: 2007 Share of New Hampshire Veteran Population by County

13 . . . Chart 7: 2007 New Hampshire Veteran Population by Gender and Age

**15 . . . Chart 8: 2007 New Hampshire Veteran Population vs.
2007 New Hampshire Population**

17 . . . Chart 9: 2007 Share of Veteran Population by Gender

19 . . . Chart 10: 2007 New Hampshire Veteran Population by County and Gender

21 . . . Chart 11: 2007 Veterans as a Percent of Population by Gender and Age

23 . . . Chart 12: 2007 Comparison of Veteran Population by Gender to County Total

25 . . . Chart 13: 2005-2007 Veteran Population by Disability, Age and Income Status

27 . . . Chart 14: 2008 New Hampshire Veteran License Plates by Type

29 . . . Chart 15: 2007 Share of New Hampshire Wartime Veterans

31 . . . Chart 16: 2007 War Veteran Population by Gender and War

33 . . . Chart 17: 2007 Number of Veterans Who Served in War Periods

34 . . . Veteran Resources





There were roughly 125,000 veterans age 20 years and over in New Hampshire in 2007. In contrast, 850,000 were nonveterans age 20 years and over.

About 73,000 veterans age 20 years and over were in the labor force, compared to 631,000 nonveterans age 20 years and over.

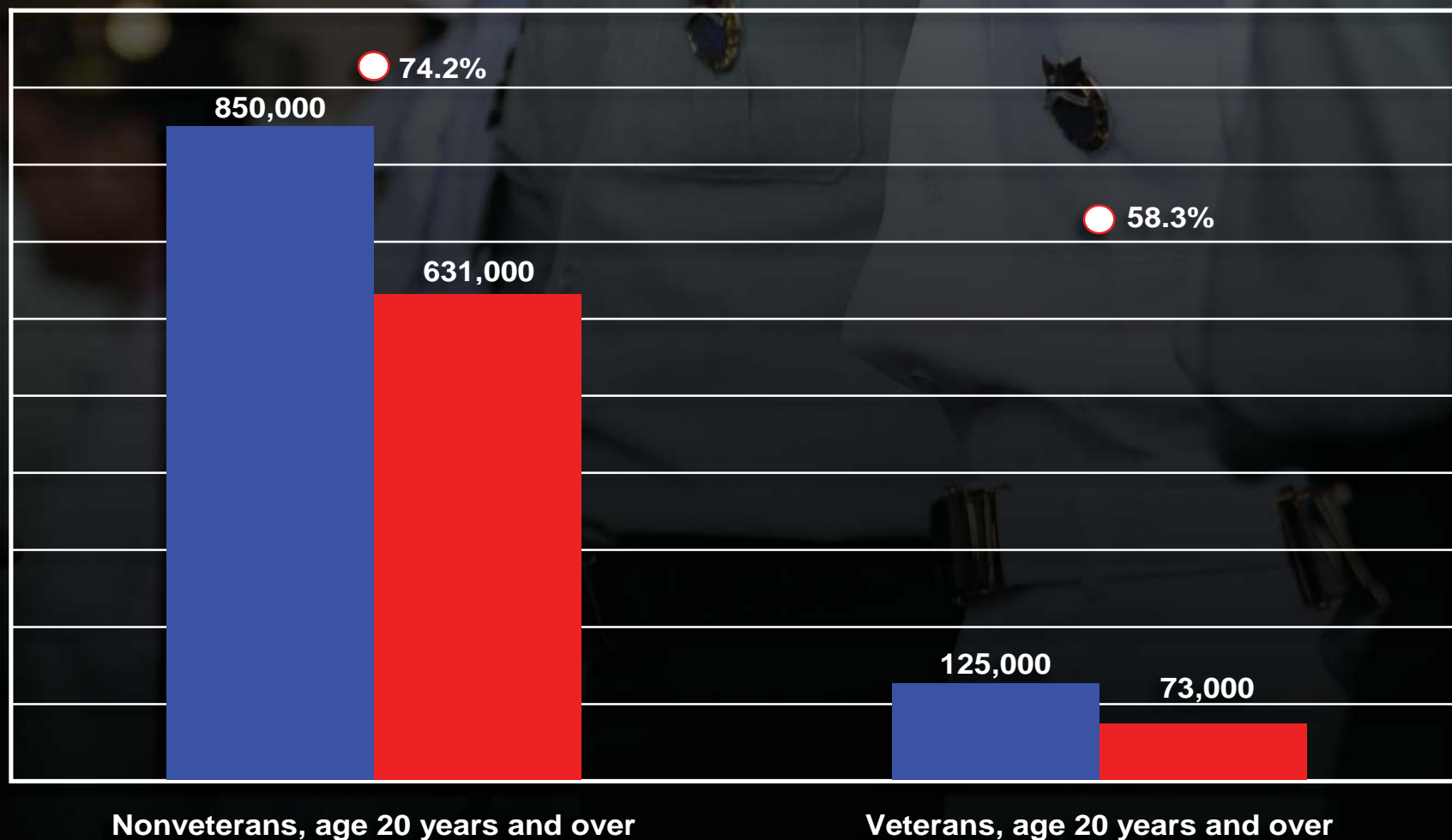
The labor force participation rate for veterans age 20 years and over was 58.3%.

The labor force participation rate for nonveterans age 20 years and over was 74.2%.

According to the Current Population Survey, in 2007 there were 1,053,000 people age 16 years and over in New Hampshire's total non-institutional civilian population. About 746,000 of those were in the labor force.

Chart 1: 2007 New Hampshire Population & Labor Force

■ Population ■ In the Labor Force ● Share in Labor Force



The number of veterans age 20 years and over in the labor force was small relative to the statewide labor force. Of the 73,000 veterans age 20 years and over in New Hampshire's labor force, 71,000 were employed and only 2,000 were unemployed. There were roughly 52,000 not in the labor force.

Of the nonveteran labor force 20 years and over, 612,000 were employed and 19,000 were unemployed. The remaining 219,000 nonveterans were not actively participating in the labor force.

To be a member of the labor force an individual must be age 16 years or over, and either working or looking for work. An individual not able to work or not available for work and not seeking employment, is not counted as part of the labor force.

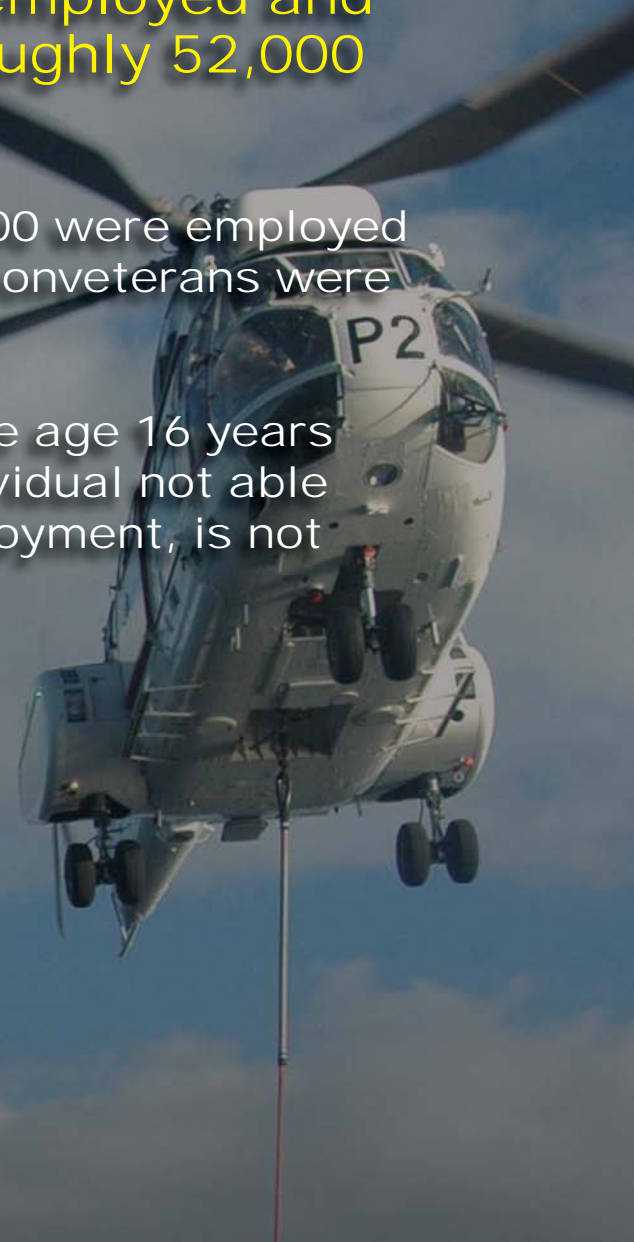


Chart 2: 2007 New Hampshire Labor Force Distribution



● Nonveterans, 20 years and over ● Veterans, 20 years and over





The unemployment rate in 2007 was lower for veterans age 20 years and over than for nonveterans age 20 years and over, according to information from the Current Population Survey.

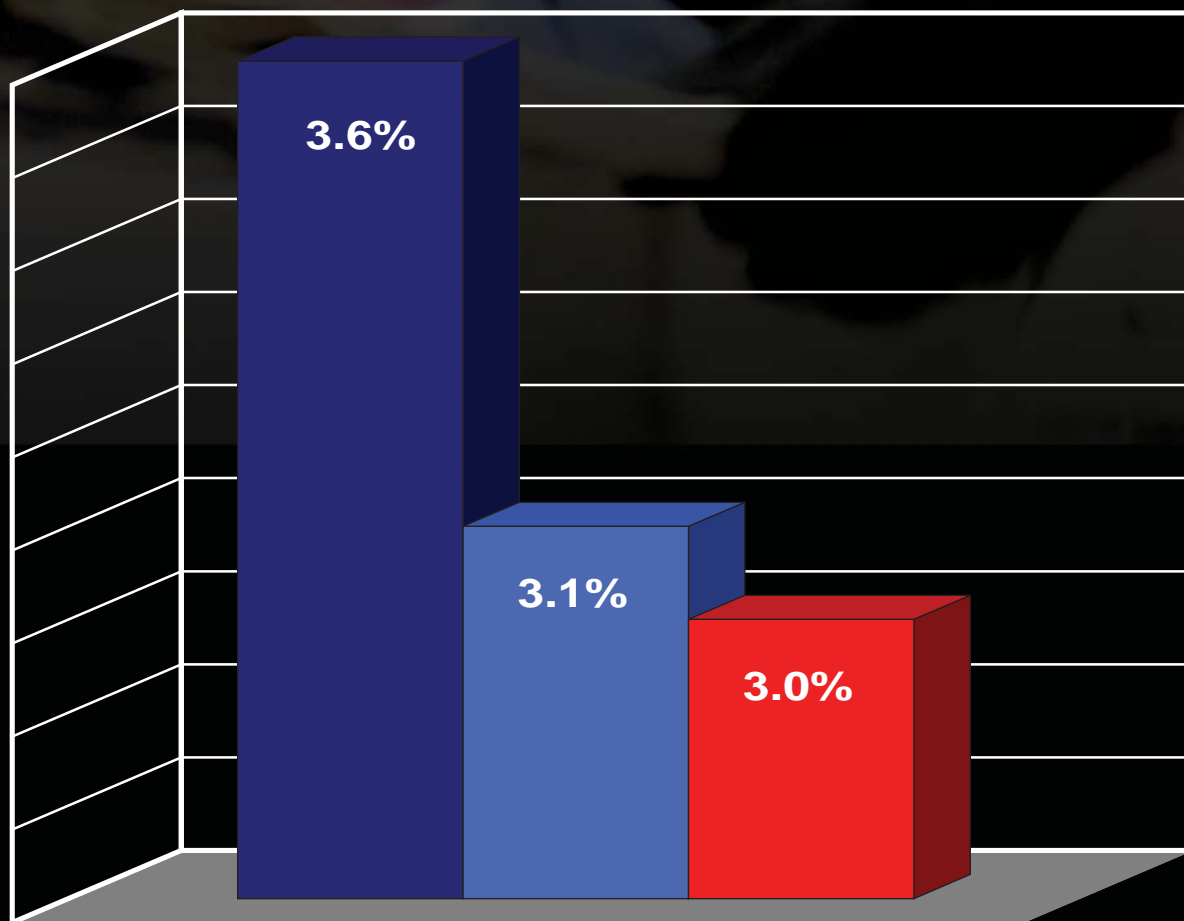
Among New Hampshire's veterans age 20 years and over, the 2,000 unemployed resulted in an unemployment rate of 3.0% in 2007.

Overall, New Hampshire's unemployment rate in 2007, for the total non-institutionalized population age 16 years and over was 3.6%.

The unemployment rate for just the nonveteran population age 20 years and over was 3.1%.

Unemployment rates represent the share of labor force participants who are not working.

Chart 3: 2007 New Hampshire Unemployment Rate



■ Total New Hampshire, age 16 years and over

■ Nonveterans, age 20 years and over

■ Veterans, age 20 years and over



The background of the slide features two men in formal military uniforms. The man on the left is wearing a white-topped officer's cap and a dark uniform with red piping and several medals on his chest. The man on the right is wearing a more ornate, gold-trimmed officer's cap and a dark uniform with many medals. They are standing outdoors with trees in the background.

During 2008, New Hampshire had 6,094 veterans registered as participants in its Internet-based self-serve Job Match System. ¹

- ★ Staff assisted services were received by 5,053 veterans, about 83%.
- ★ Over 45% (2,768) were referred to employment.

Disabled veterans had a much smaller number of participants registered, just 913.

- ★ From that group, 758, or 83%, received staff assisted services from New Hampshire Employment Security offices.
- ★ Almost 49%, a total of 445, were referred to employment.

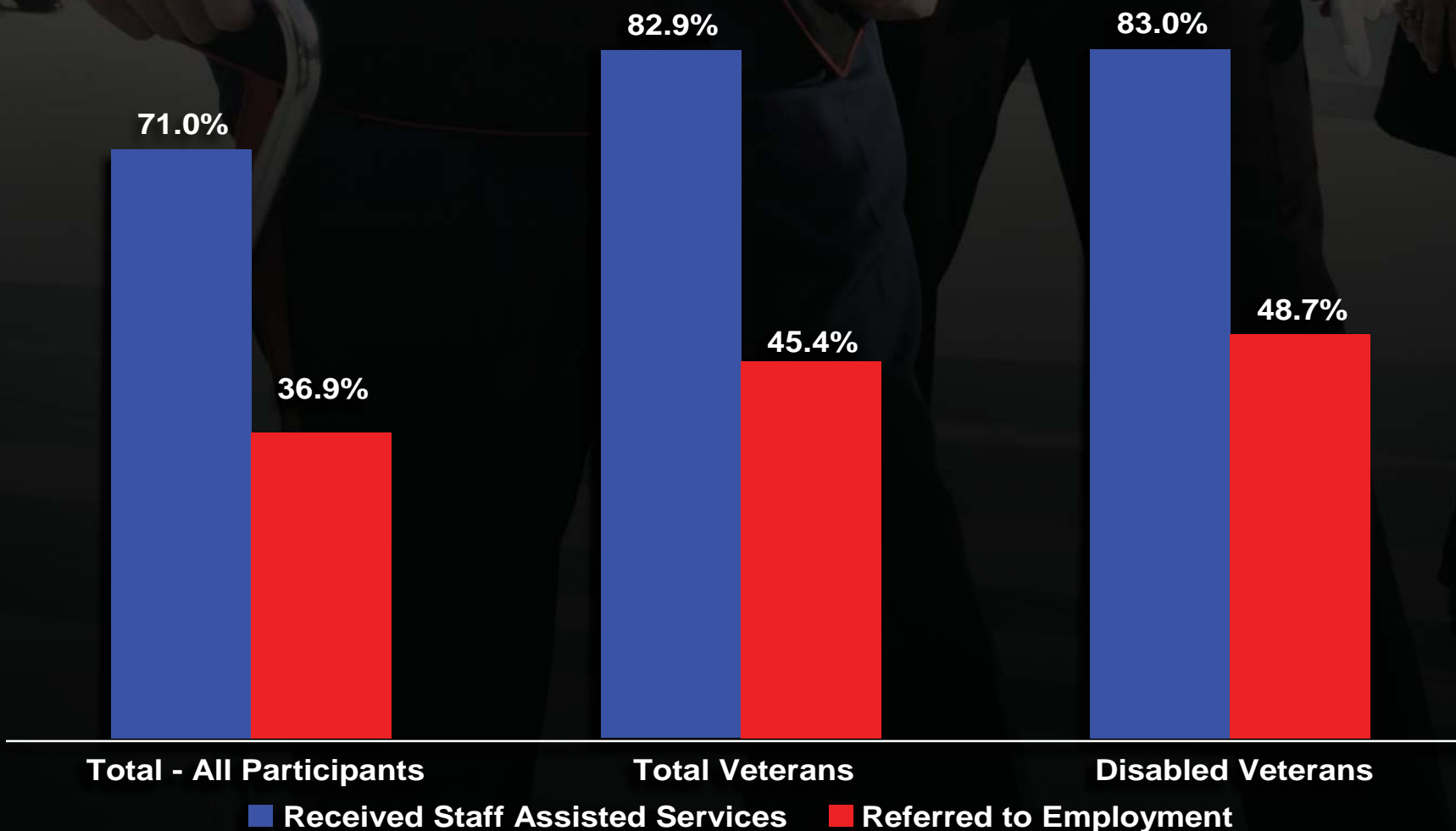
New Hampshire had a total of 60,082 participants registered in the system. ²

- ★ 71% of those participants, or 42,663, received staff assisted services from New Hampshire Employment Security offices.
- ★ Almost 37% of the total, or 22,142, were referred to employment.

¹ According to ETA 9002B report for fourth quarter 2008, Services to Veterans, Eligible Persons and TSMs.
(Represents a rolling 4-quarter total)

² According to ETA 9002A report for fourth quarter 2008, Services to Participants.
(Represents a rolling 4-quarter total)

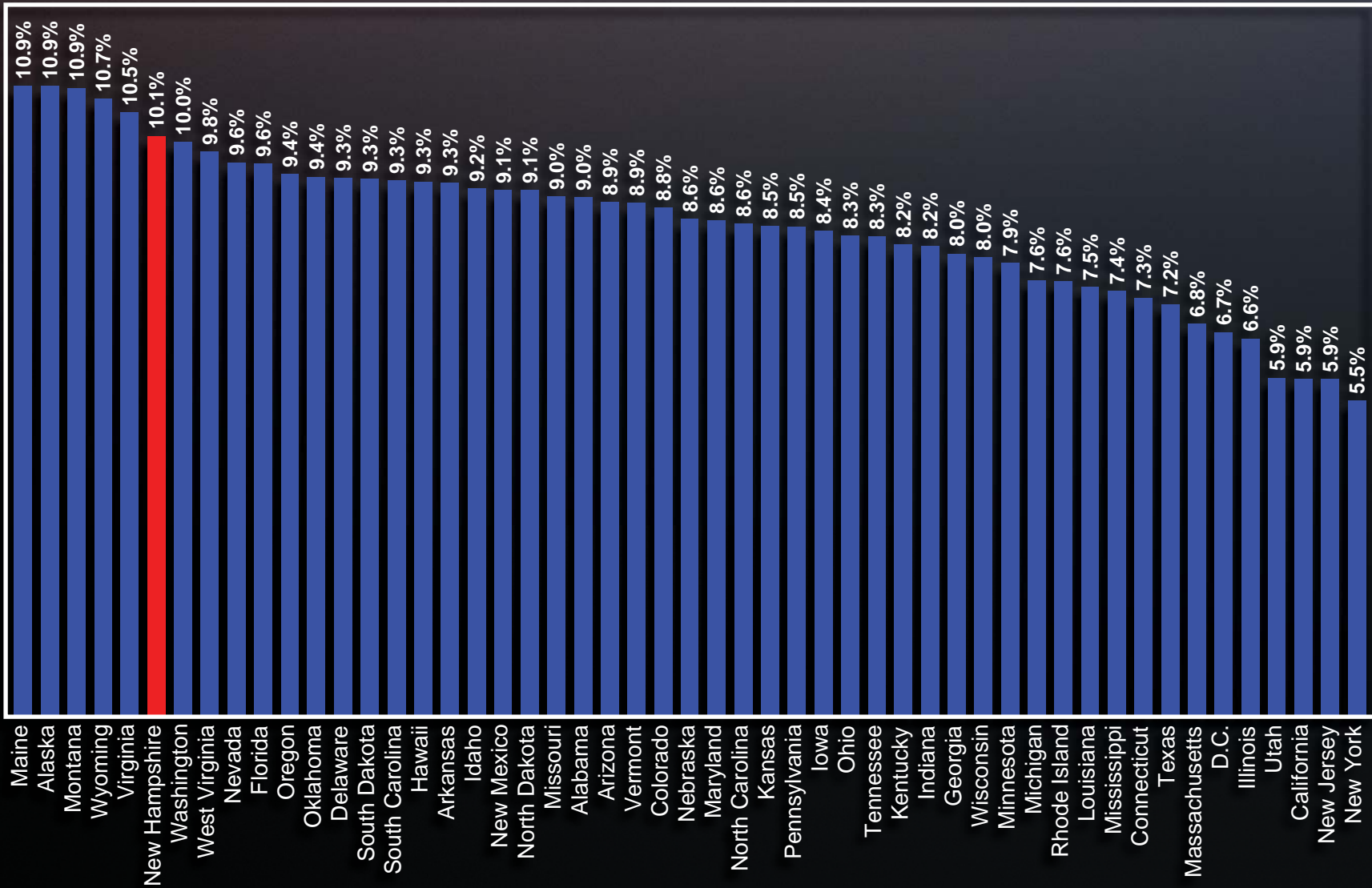
Chart 4: 2008 Share of New Hampshire Job Match Participants Served by NHES Staff

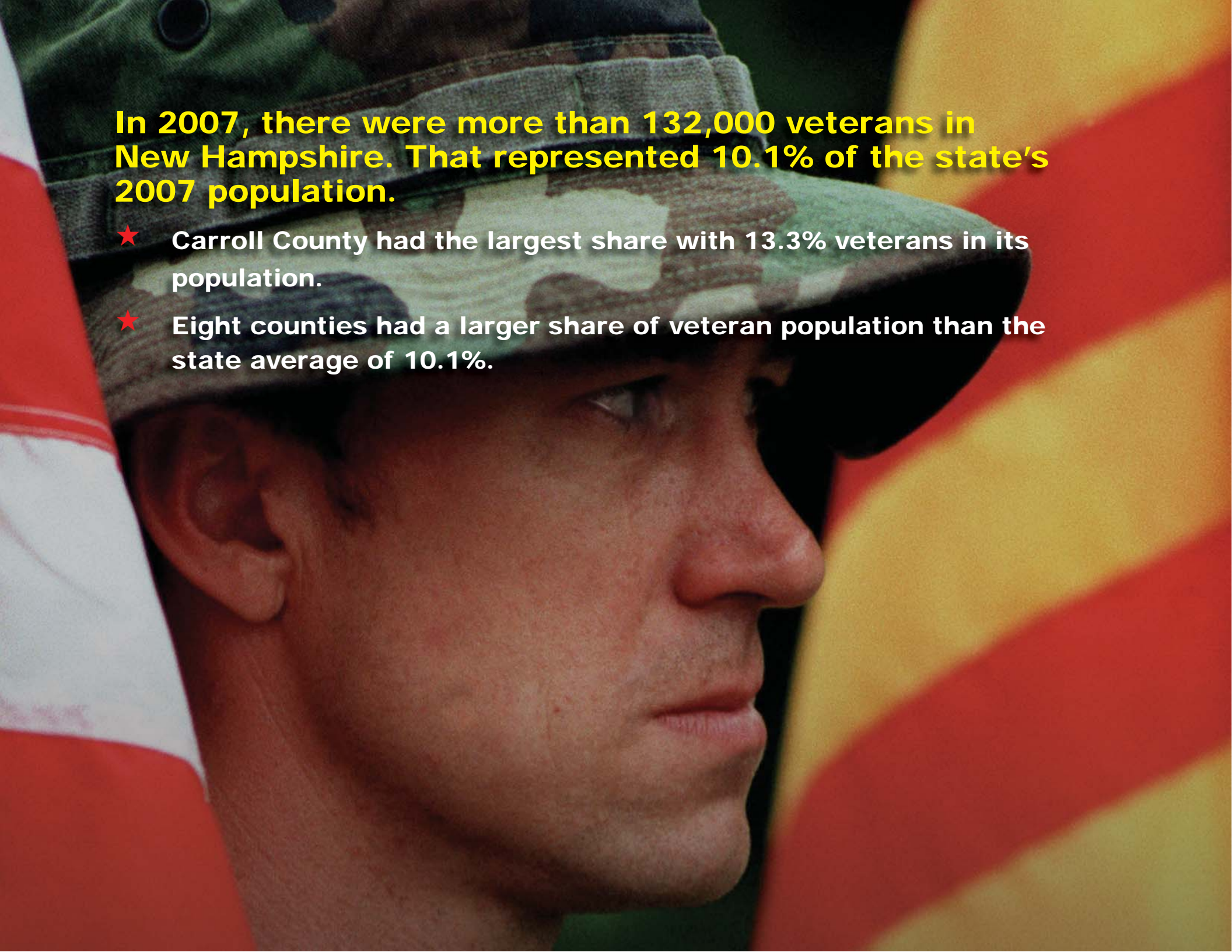


In 2007, New Hampshire had the 6th largest share of its population with veteran's status among all states and the District of Columbia.



Chart 5: 2007 States Ranked by Share of Veteran Population

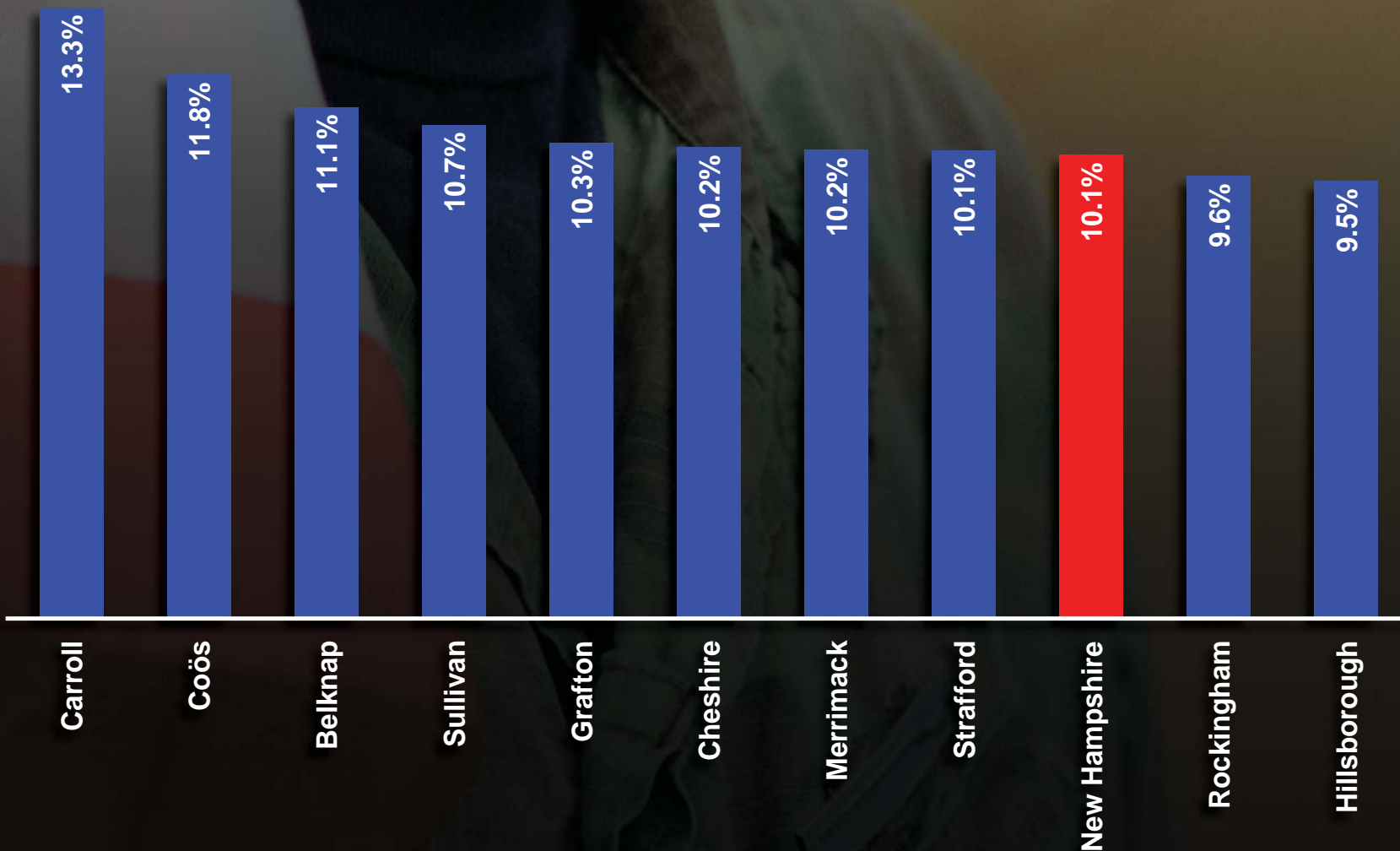


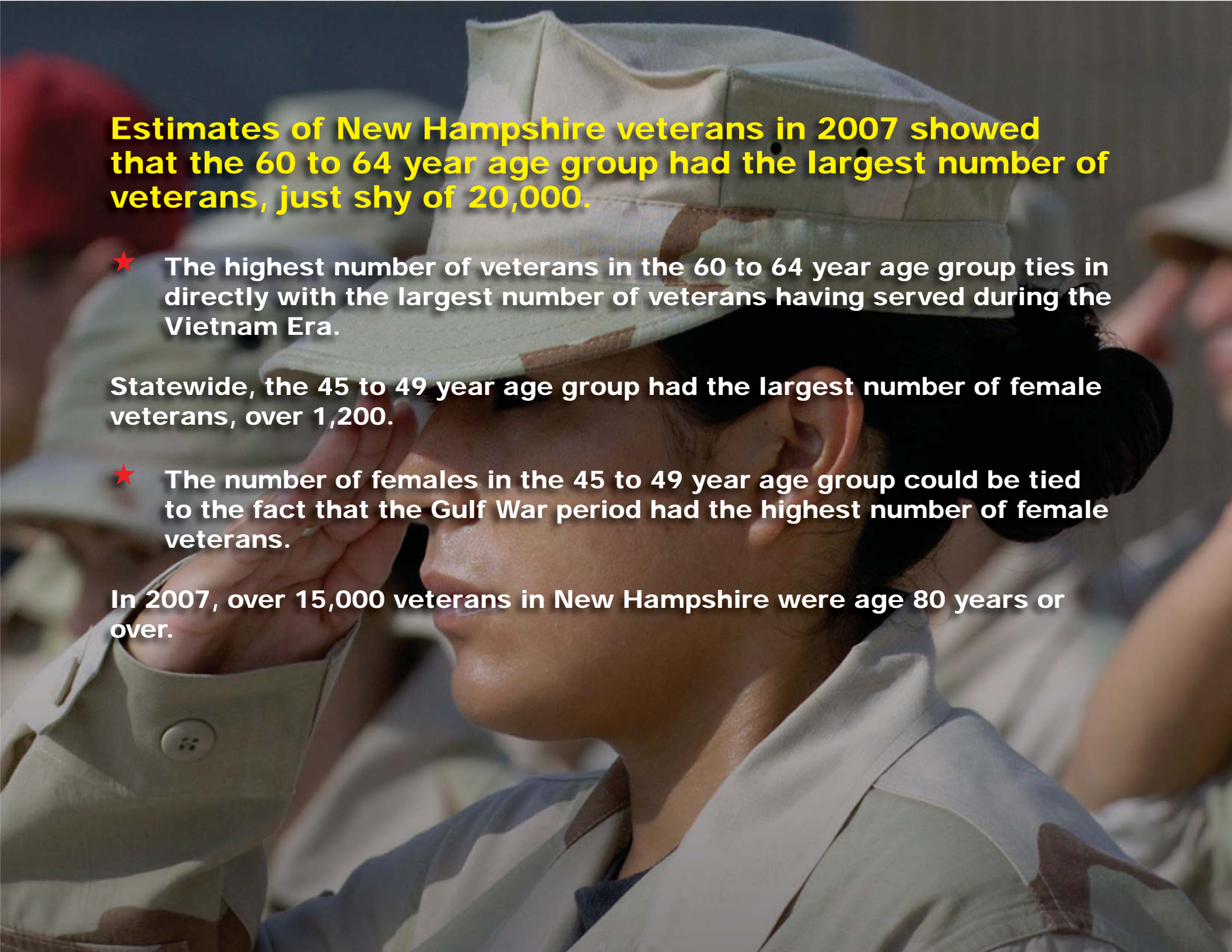


In 2007, there were more than 132,000 veterans in New Hampshire. That represented 10.1% of the state's 2007 population.

- ★ Carroll County had the largest share with 13.3% veterans in its population.
- ★ Eight counties had a larger share of veteran population than the state average of 10.1%.

Chart 6: 2007 Share of New Hampshire Veteran Population by County



A close-up photograph of a woman in a military uniform, wearing a tan garrison cap and a matching jacket. She is saluting with her right hand. The background is slightly blurred, showing other people in similar uniforms.

Estimates of New Hampshire veterans in 2007 showed that the 60 to 64 year age group had the largest number of veterans, just shy of 20,000.

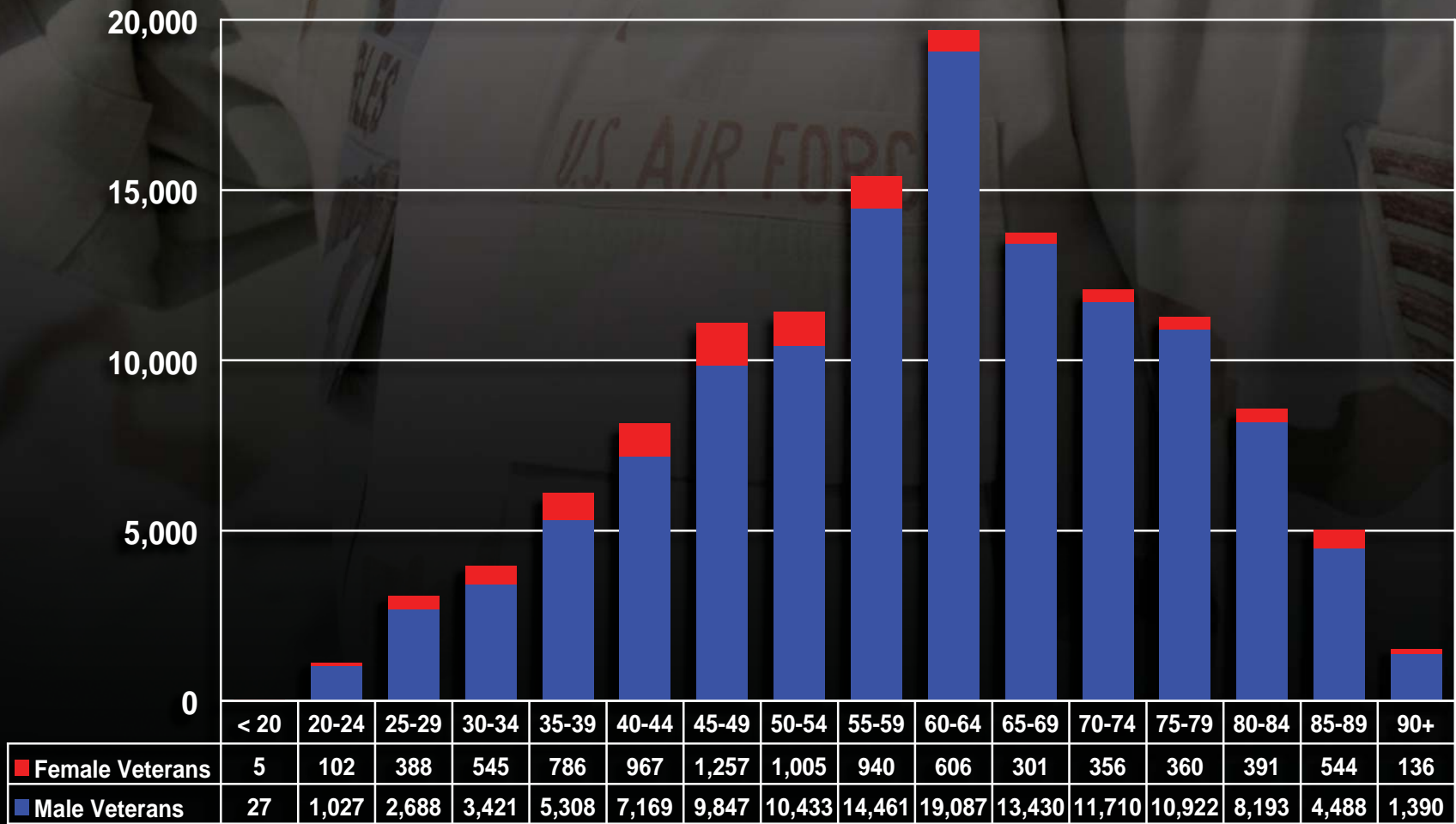
- ★ The highest number of veterans in the 60 to 64 year age group ties in directly with the largest number of veterans having served during the Vietnam Era.

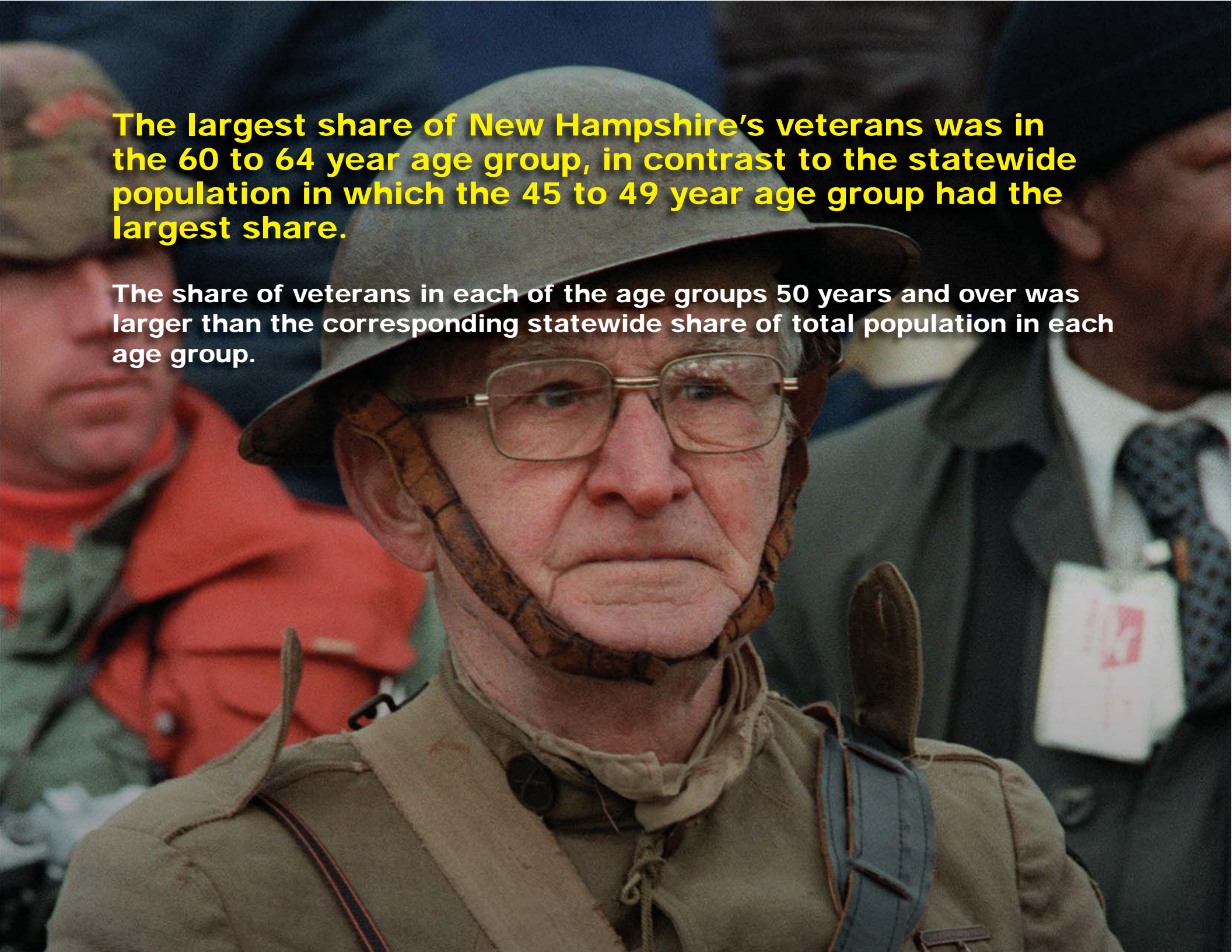
Statewide, the 45 to 49 year age group had the largest number of female veterans, over 1,200.

- ★ The number of females in the 45 to 49 year age group could be tied to the fact that the Gulf War period had the highest number of female veterans.

In 2007, over 15,000 veterans in New Hampshire were age 80 years or over.

Chart 7: 2007 New Hampshire Veteran Population by Gender and Age

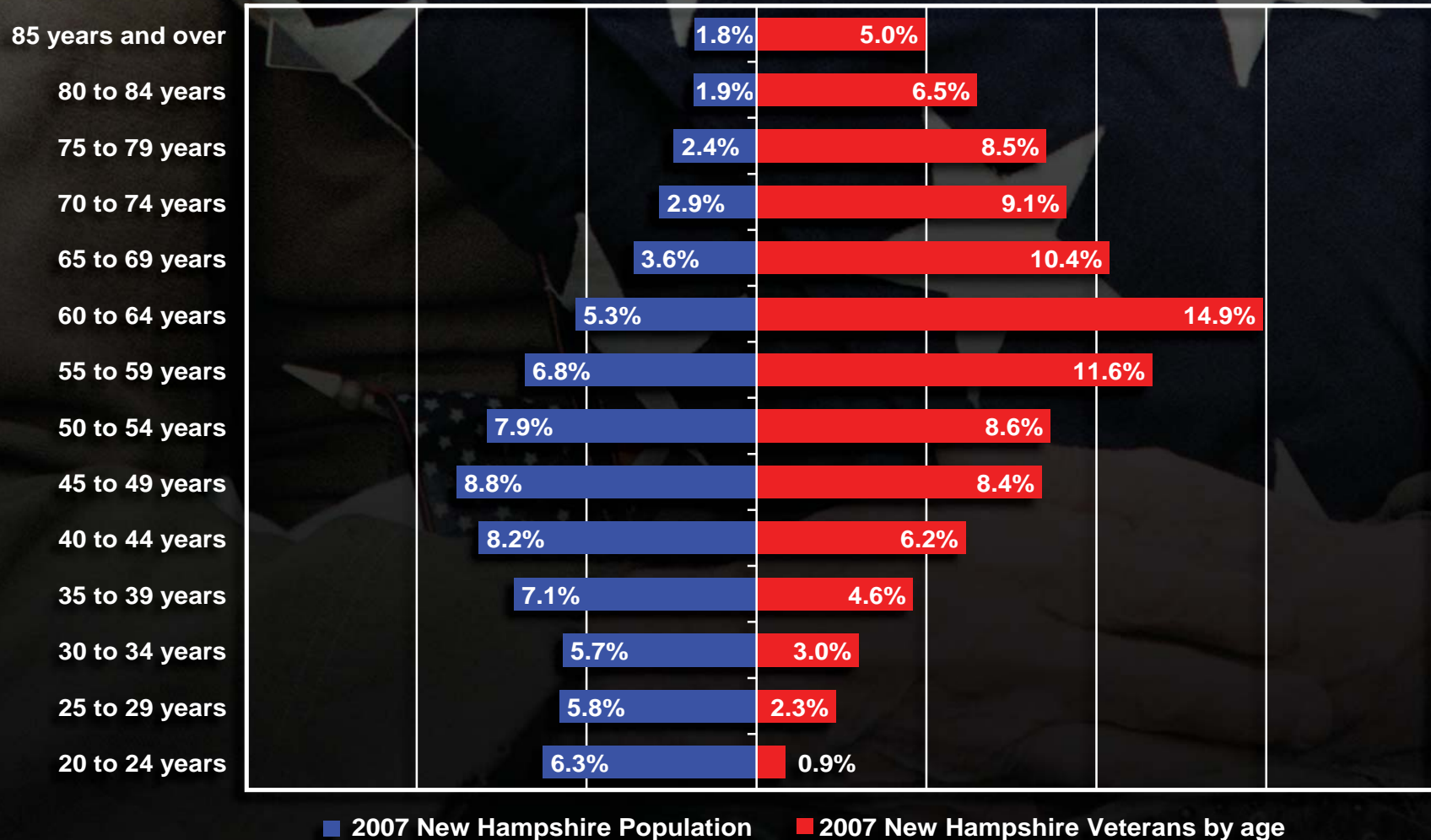




The largest share of New Hampshire's veterans was in the 60 to 64 year age group, in contrast to the statewide population in which the 45 to 49 year age group had the largest share.

The share of veterans in each of the age groups 50 years and over was larger than the corresponding statewide share of total population in each age group.

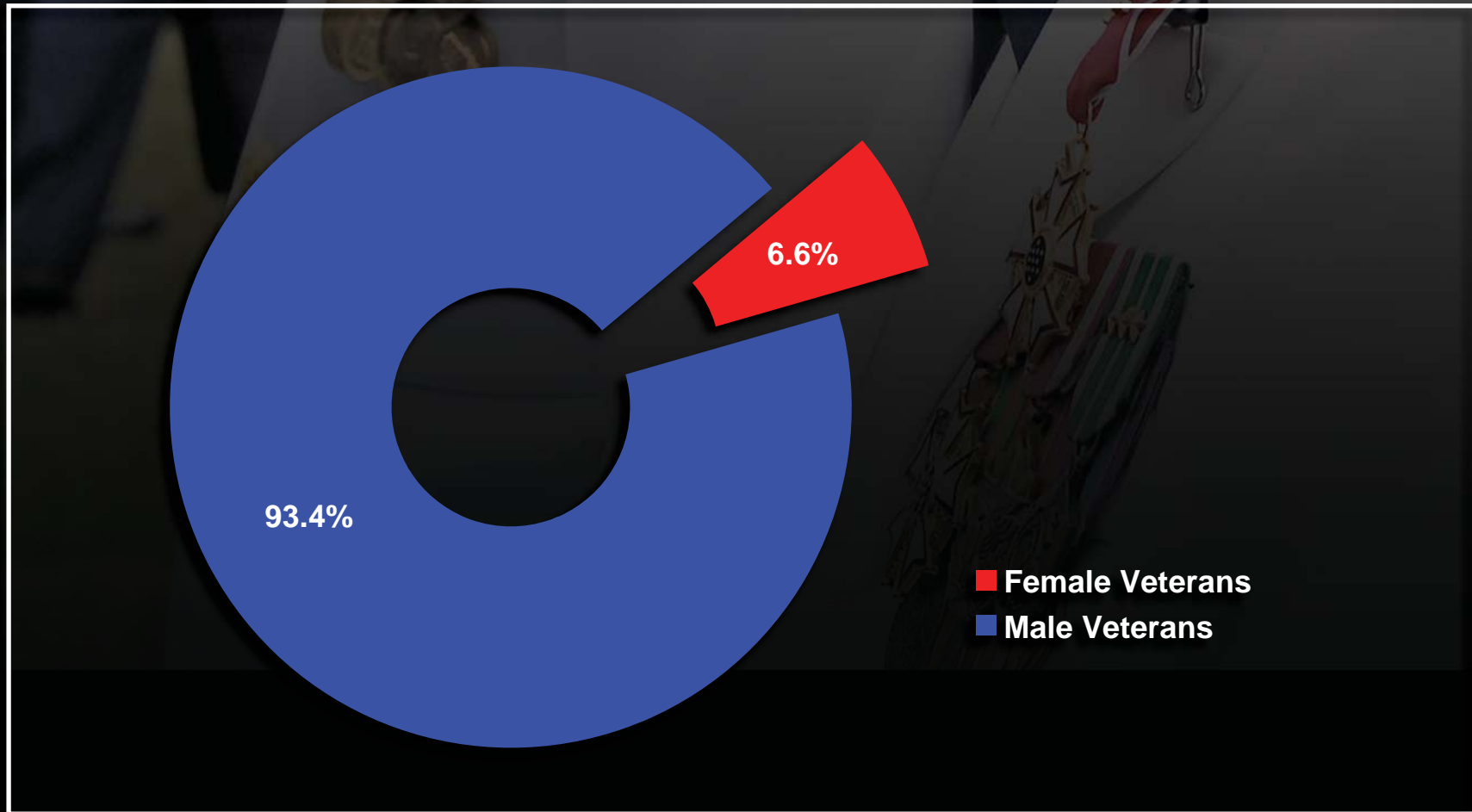
Chart 8: 2007 New Hampshire Veteran Population vs. 2007 New Hampshire Total Population



Over 6% of New Hampshire's veterans in 2007 were female.



Chart 9: 2007 Share of New Hampshire Veteran Population by Gender



The number of veterans by county of residence follows a distribution pattern similar to the number of total population in each county.

The proportion of female veterans was largest in Merrimack County (1,185), with 7.9%.

Hillsborough County (2,841) and Grafton County (643) had the next largest proportions with 7.4% and 7.3%

Coös County had the smallest proportion of female veterans with 5.2% (203).

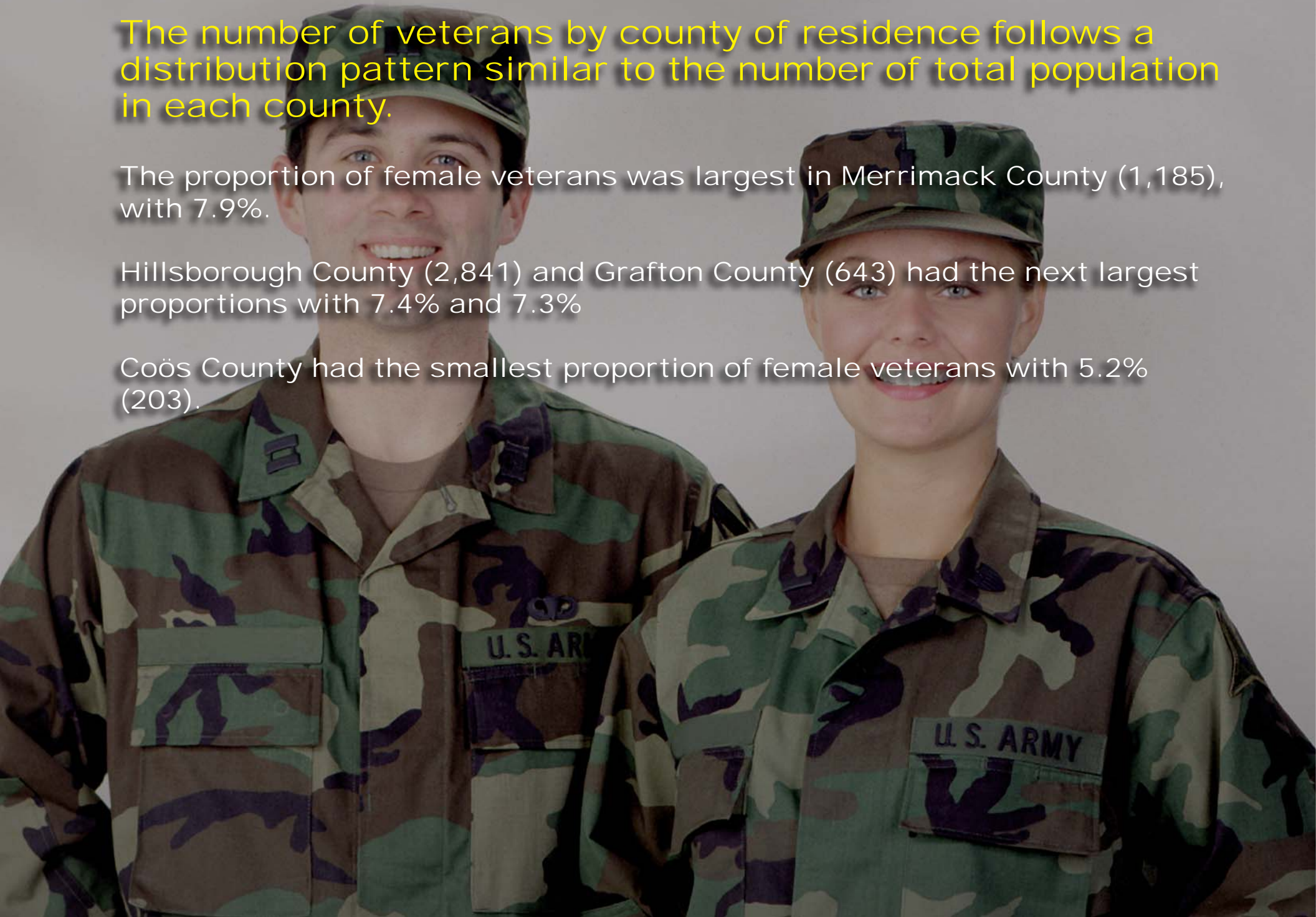
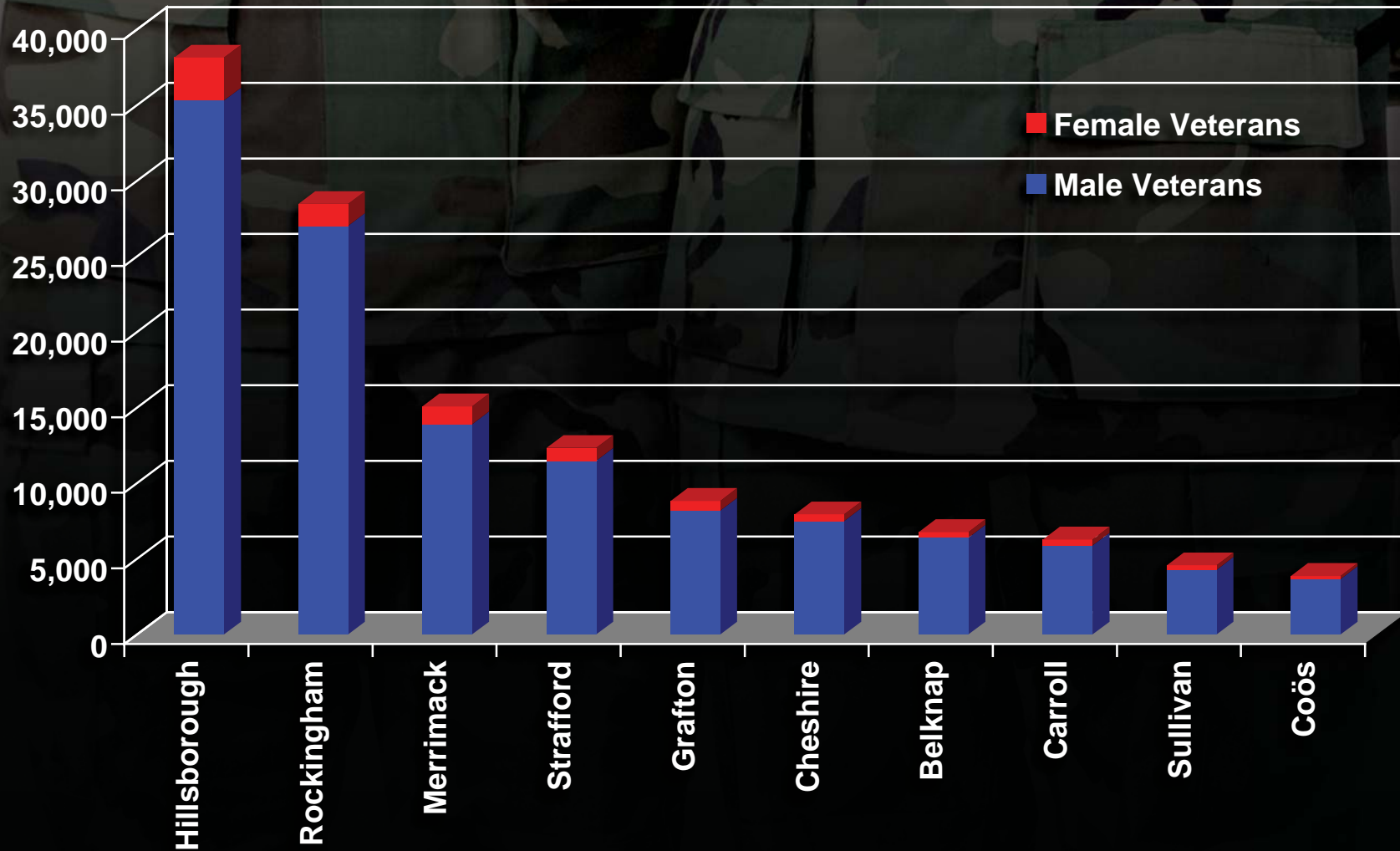


Chart 10: 2007 New Hampshire Veteran Population by County and Gender



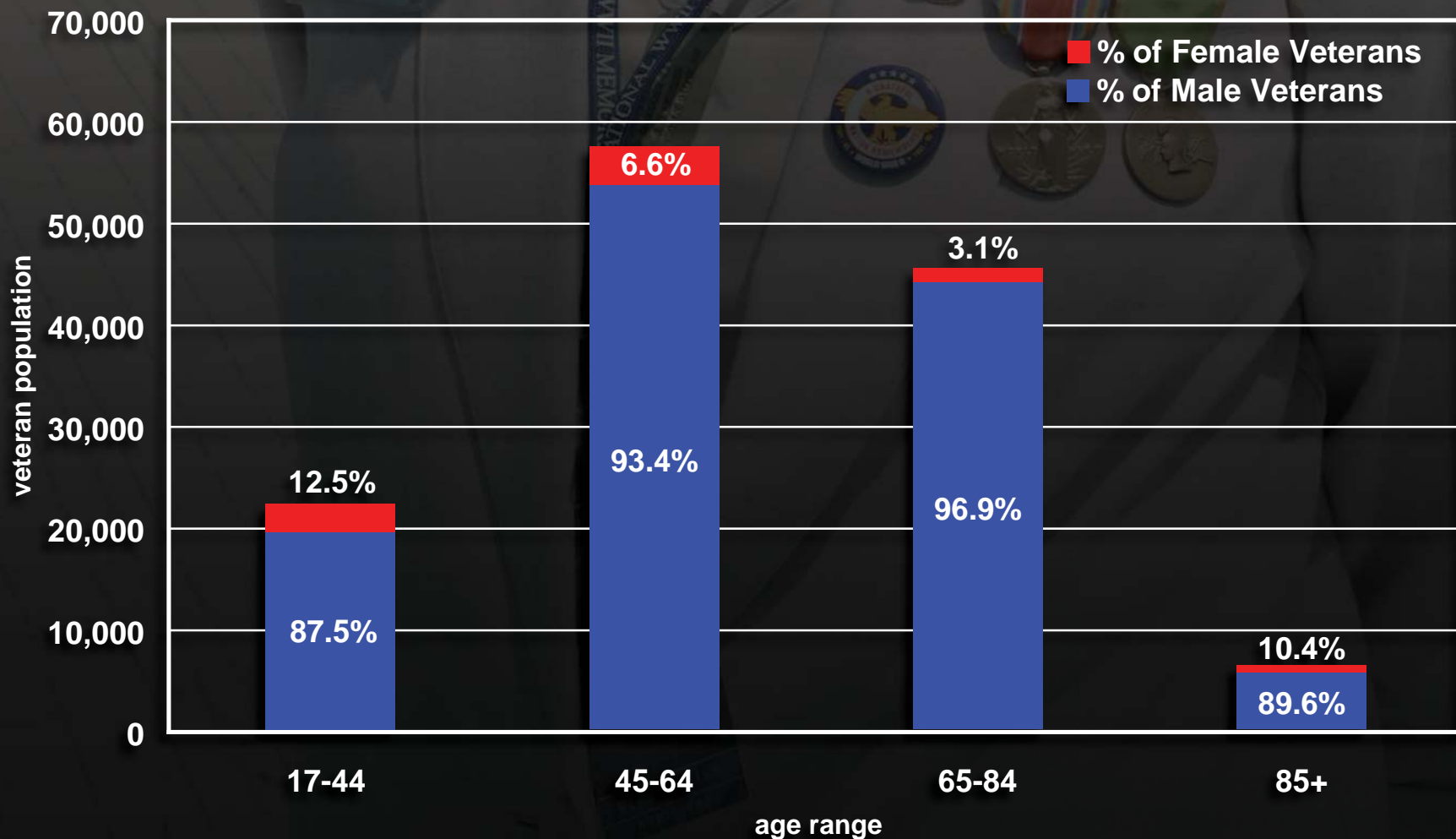
A close-up photograph of an elderly woman with short, wavy, light-colored hair, wearing glasses and a dark military-style cap. She is smiling warmly at the camera. She is wearing a light-colored jacket and a blue lanyard. The background is a bright, outdoor public event with many people, some sitting on folding chairs, and a red sign with the number '41' visible. The scene is set on a paved walkway next to a grassy area.

Demonstrating the changing role of women, New Hampshire has gained an increasing number of female veterans.

The highest numbers of female veterans in New Hampshire were in the 45 to 64 year age group (3,808) and the 17 to 44 year age group (2,793).

The youngest age group, 17 to 44 years, had the largest proportion of female veterans – over 12%.

Chart 11: 2007 New Hampshire's Veterans as a Percent of Population by Gender and Age



Among New Hampshire's counties, the number of veterans from each county ranked in the same order as the total population.

Hillsborough, the state's most populous county, had the largest number of veterans in its population, 38,147. That was almost as many as in the six smallest counties combined, which totaled 38,260.

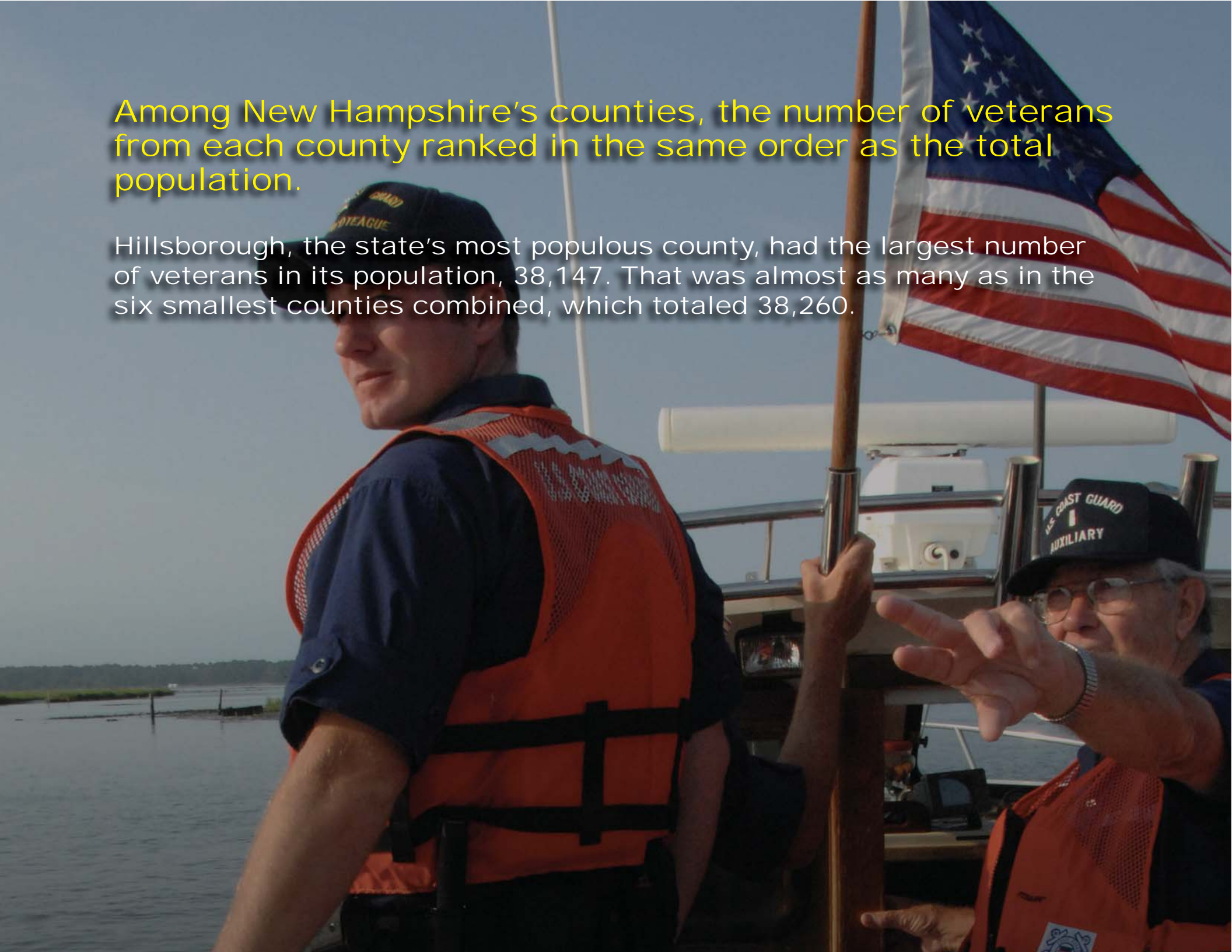
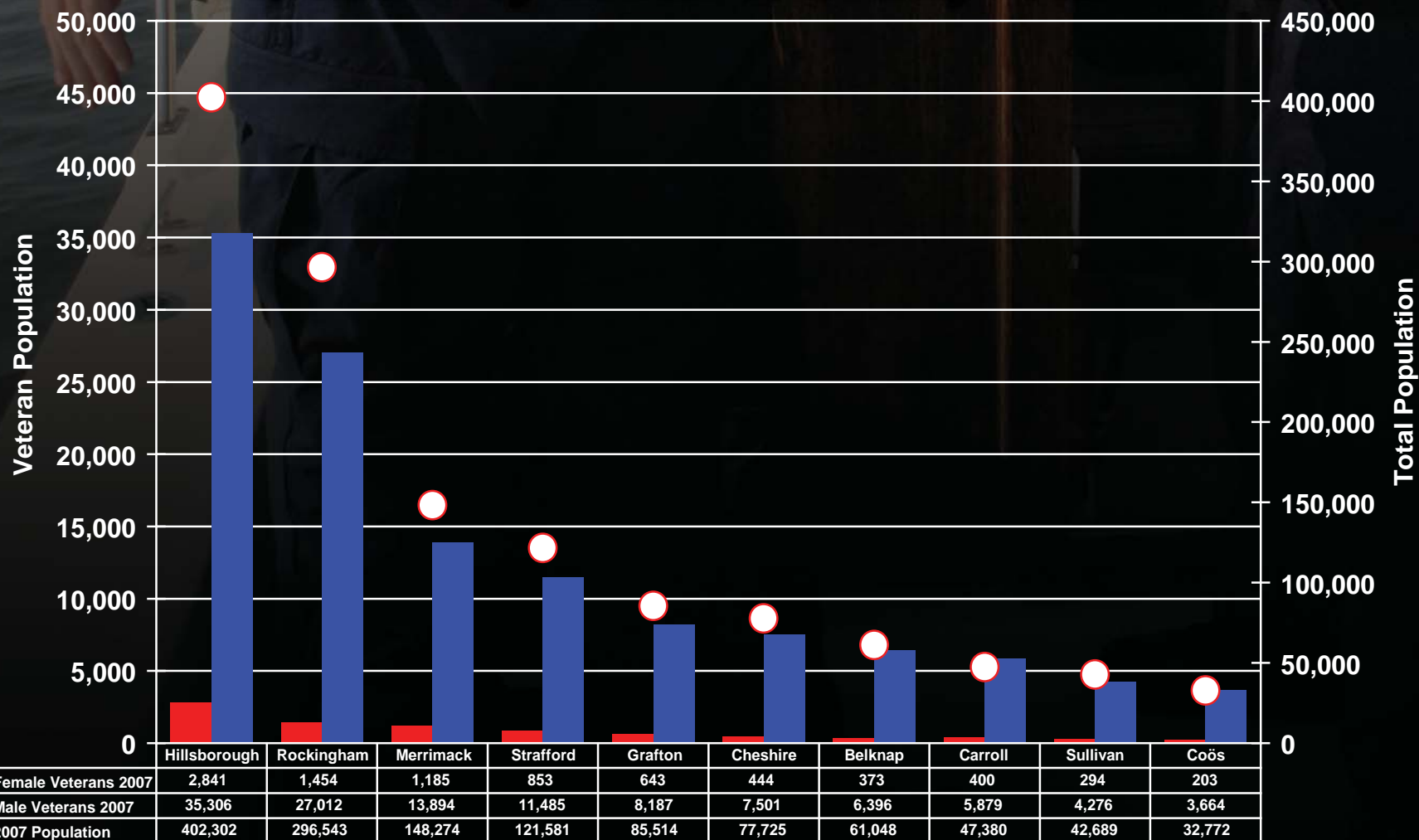


Chart 12: Comparison of 2007 New Hampshire Veteran Population by Gender to County Total



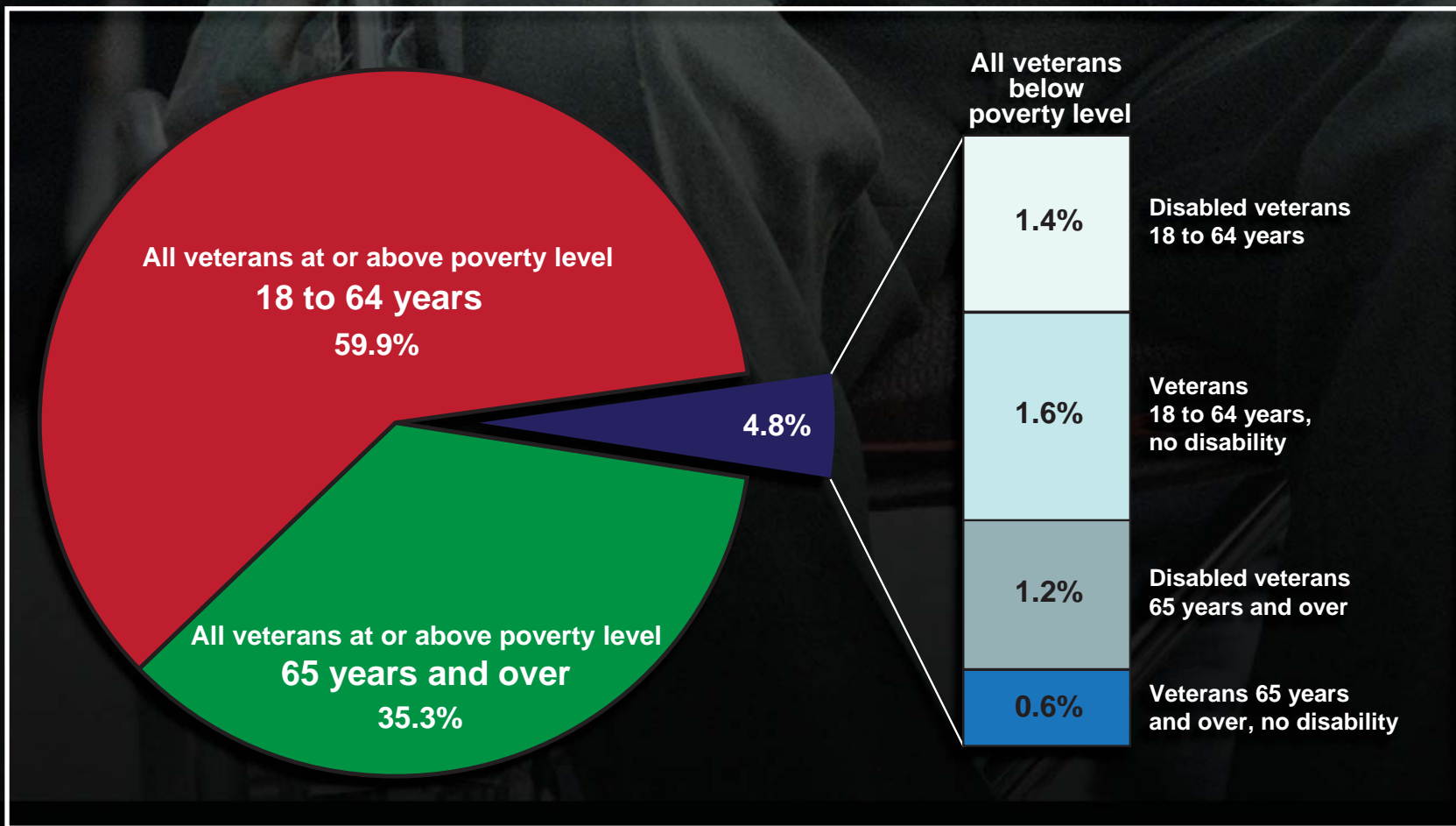
A man in a military uniform is shown from the chest up. He is wearing a green and brown camouflage jacket with several colorful ribbons on his left chest. He has a mustache and is looking slightly to the left. He is wearing a green military cap with a "VIET" patch and a small American flag on a stick. He is also wearing black gloves. The background is dark and out of focus.

Less than 5% of New Hampshire's veteran population is below the poverty level.

Over half of veterans below the poverty level are disabled.

The age groups of disabled veterans, below the poverty level in the past twelve months, was fairly evenly split between those 18 to 64 years old and the age group 65 years and older.

Chart 13: 2005 - 2007 New Hampshire Veteran Population by Disability, Age and Income Status



New Hampshire veterans can display pride in their veteran status with a special veteran license plate.³

About 2% of all license plates issued by the state are for veterans. There are five types of these plates:

- ★ Veteran
- ★ Prisoner of War Veteran
- ★ Pearl Harbor Veteran
- ★ Purple Heart Veteran
- ★ Disabled Veteran

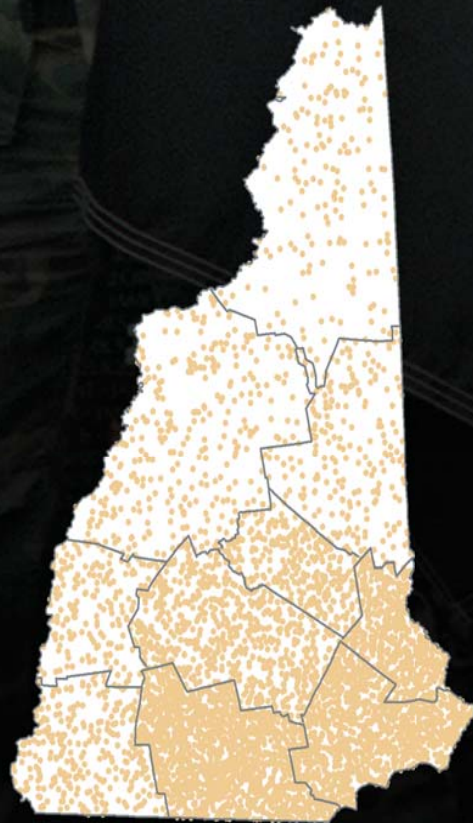
Veterans can also have initial plates.

- ★ Counts of disabled and initial plates are included with the total Veteran category.

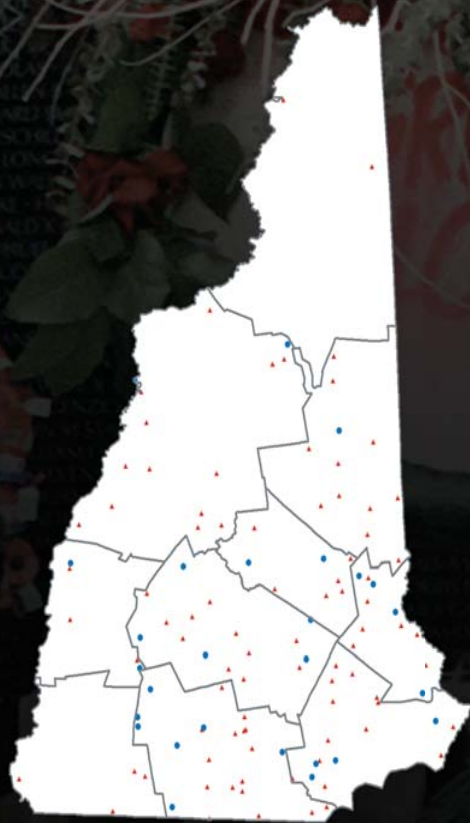


³ Figures according to December 2008 registrations with New Hampshire Department of Motor Vehicles

Chart 14: 2008 New Hampshire Veteran License Plates by Type



● Veteran plates
(includes Disabled Veterans)
1 dot = 5 plates



● Pearl Harbor Veteran plates
▲ Prisoner of War plates
1 dot = 1 plate



■ Purple Heart Veteran plates
1 dot = 5 plates



When did New Hampshire's veterans serve?

Over 72% of the veterans in New Hampshire served during wartime.



World War II (September 1940 to July 1947)
Korean Conflict (June 1950 to January 1955)
Vietnam Era (August 1964 to April 1975)

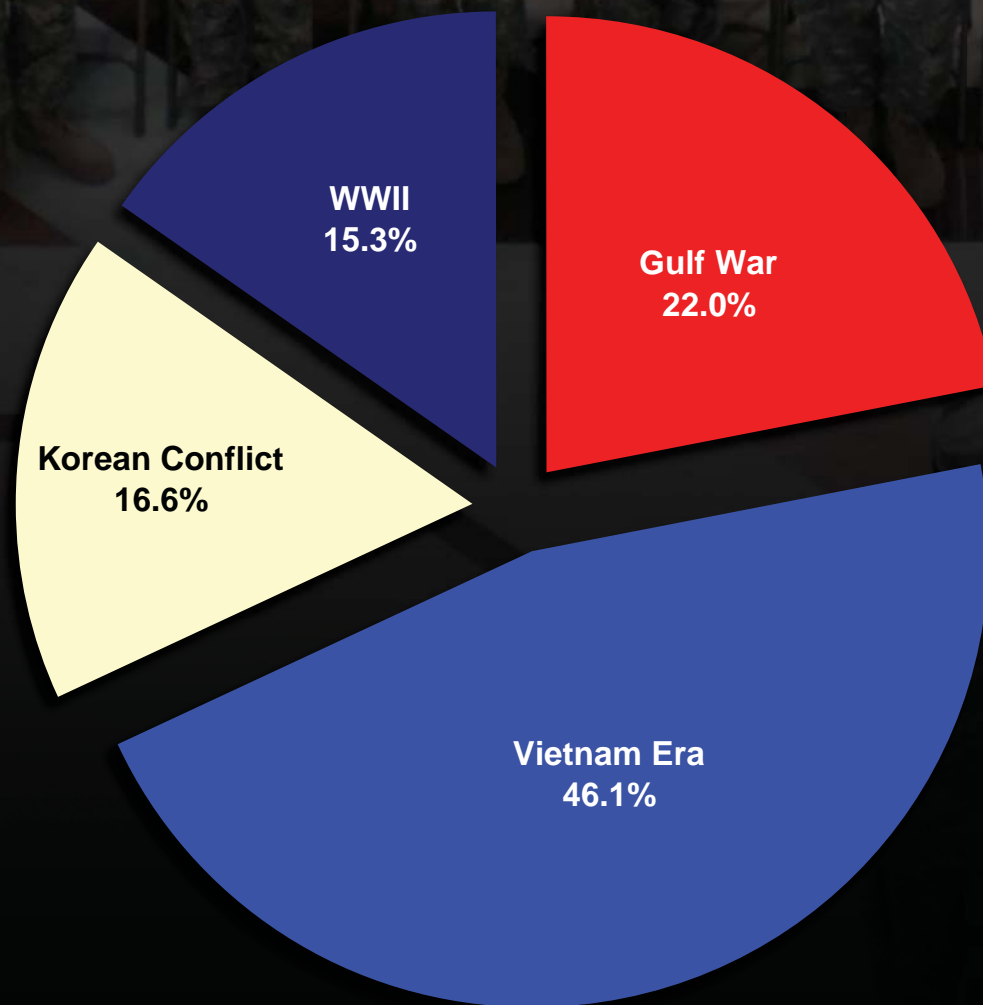
Persian Gulf War (August 1990 to March 1995)
Afghanistan (October 2001 to present)
Iraq War (March 2003 to present)

Source: U.S. Census Bureau

* Information about veterans from Afghanistan and Iraq wars was not available or included in the 2007 data.

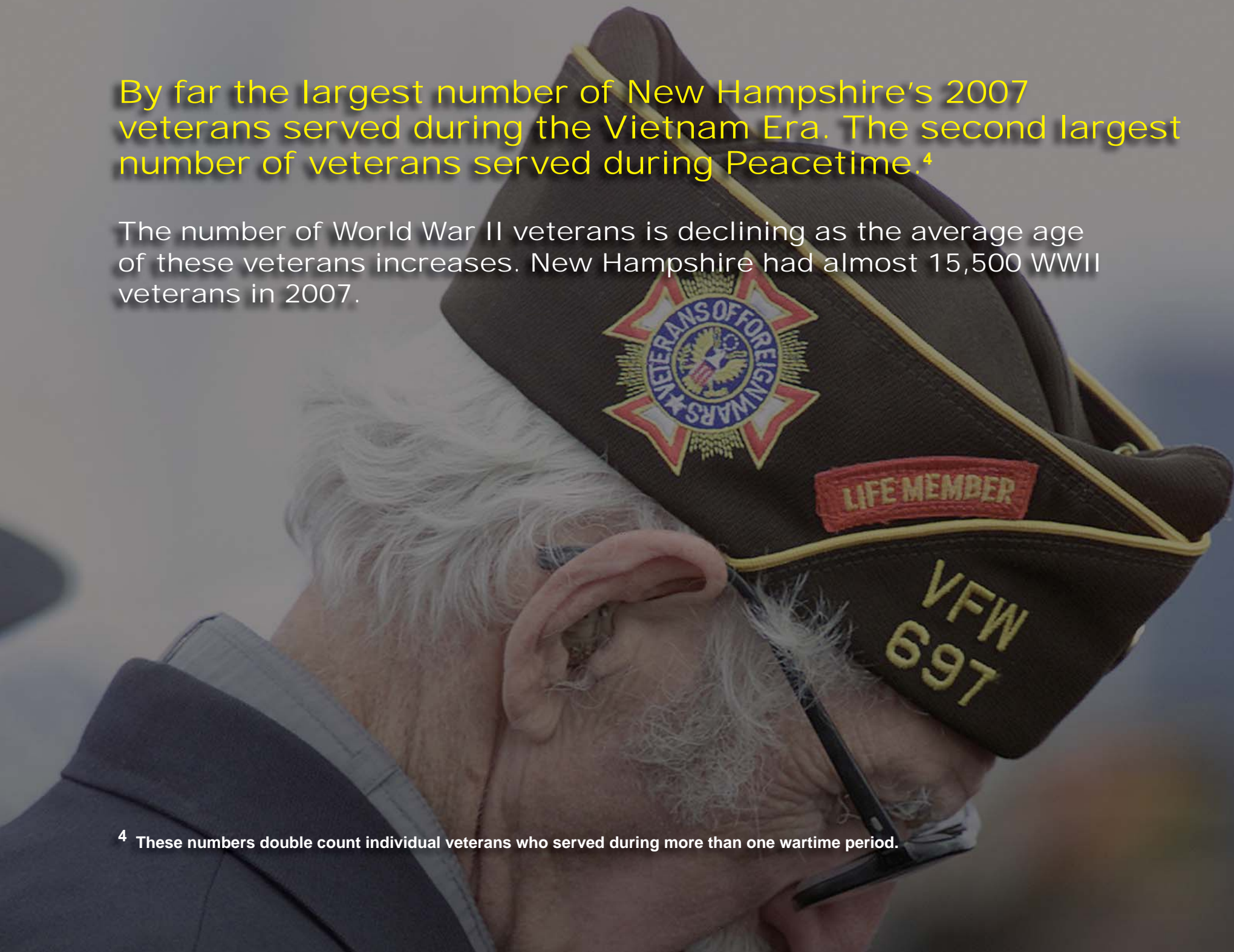
Among wartime veterans, more than 45% served during the Vietnam Era. Over 20% served in the 1990 Gulf War, and the remaining wartime veterans are split almost evenly between World War II and Korea.

Chart 15: 2007 Share of New Hampshire Wartime Veterans



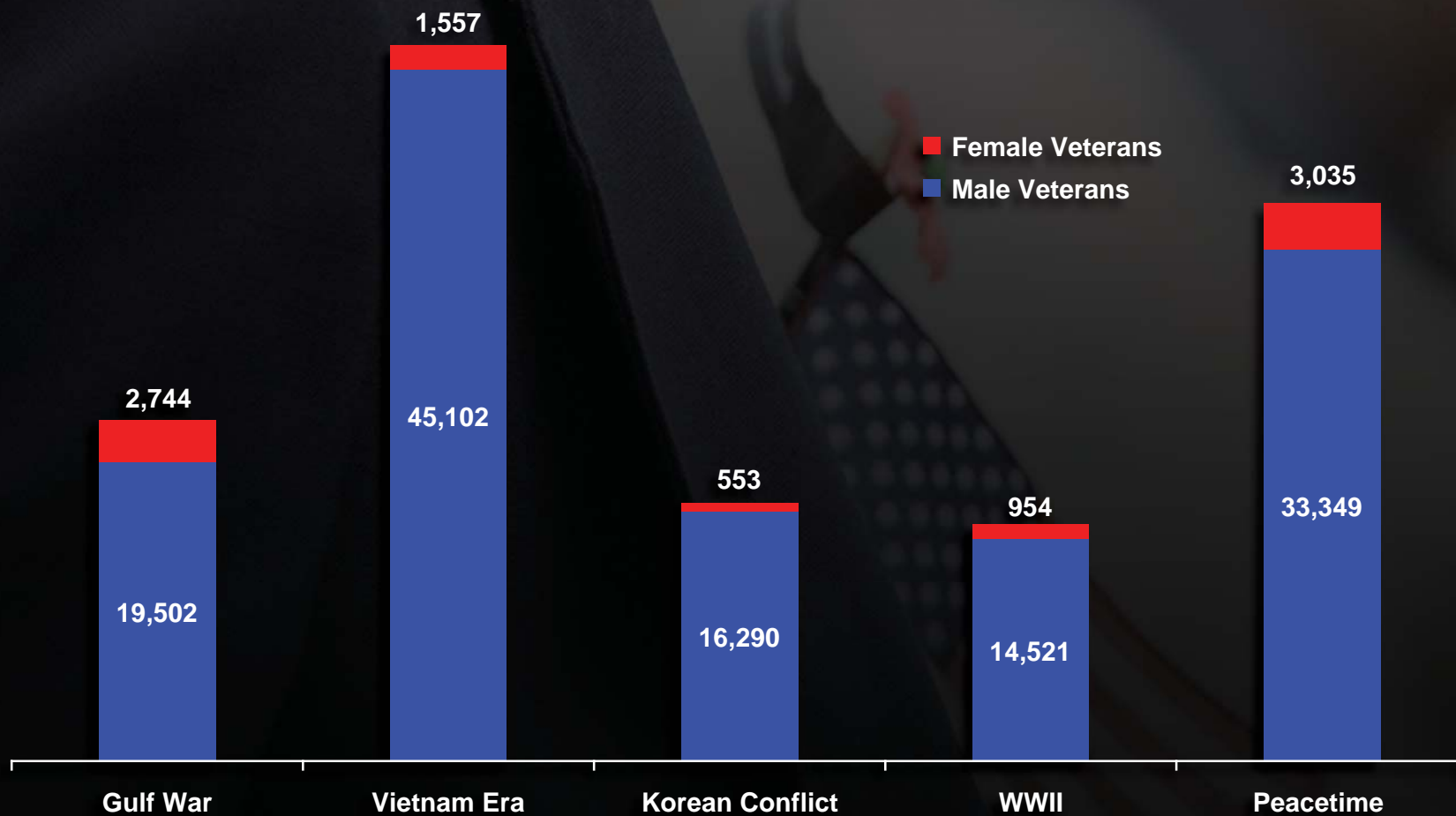
By far the largest number of New Hampshire's 2007 veterans served during the Vietnam Era. The second largest number of veterans served during Peacetime.⁴

The number of World War II veterans is declining as the average age of these veterans increases. New Hampshire had almost 15,500 WWII veterans in 2007.



⁴ These numbers double count individual veterans who served during more than one wartime period.

Chart 16: 2007 New Hampshire War Veteran Population by Gender and War*



*These numbers double count individual veterans who served during more than one wartime period.



Most female veterans served during non-wartime periods. The largest number of female veterans serving during a war period, over 2,500, was in the Gulf War.

As of 2007, there were three female veterans who served in all four major conflicts. There were no surviving males in that category.

Policies enlisting women into the military changed over time. Prior to the 1970s, the roles for women in the U.S. military were restricted to specific jobs, and until 1967 their opportunities for advancement were limited by law.

Desert Storm proved that servicewomen could not be kept safe simply by classifying some jobs as non-combat positions and assigning women to those jobs. As a result of servicewomen's performance during Operation Desert Storm, the last of the laws restricting women's service were lifted by the middle of the 1990s. By the turn of the century, women comprised almost 14 percent of active military personnel and were reaching the highest levels of the military.⁵

⁵ Statistics on Women in the Military. Women in Military Service for America Memorial Foundation, Inc. www.womensmemorial.org. Accessed February 10, 2009.

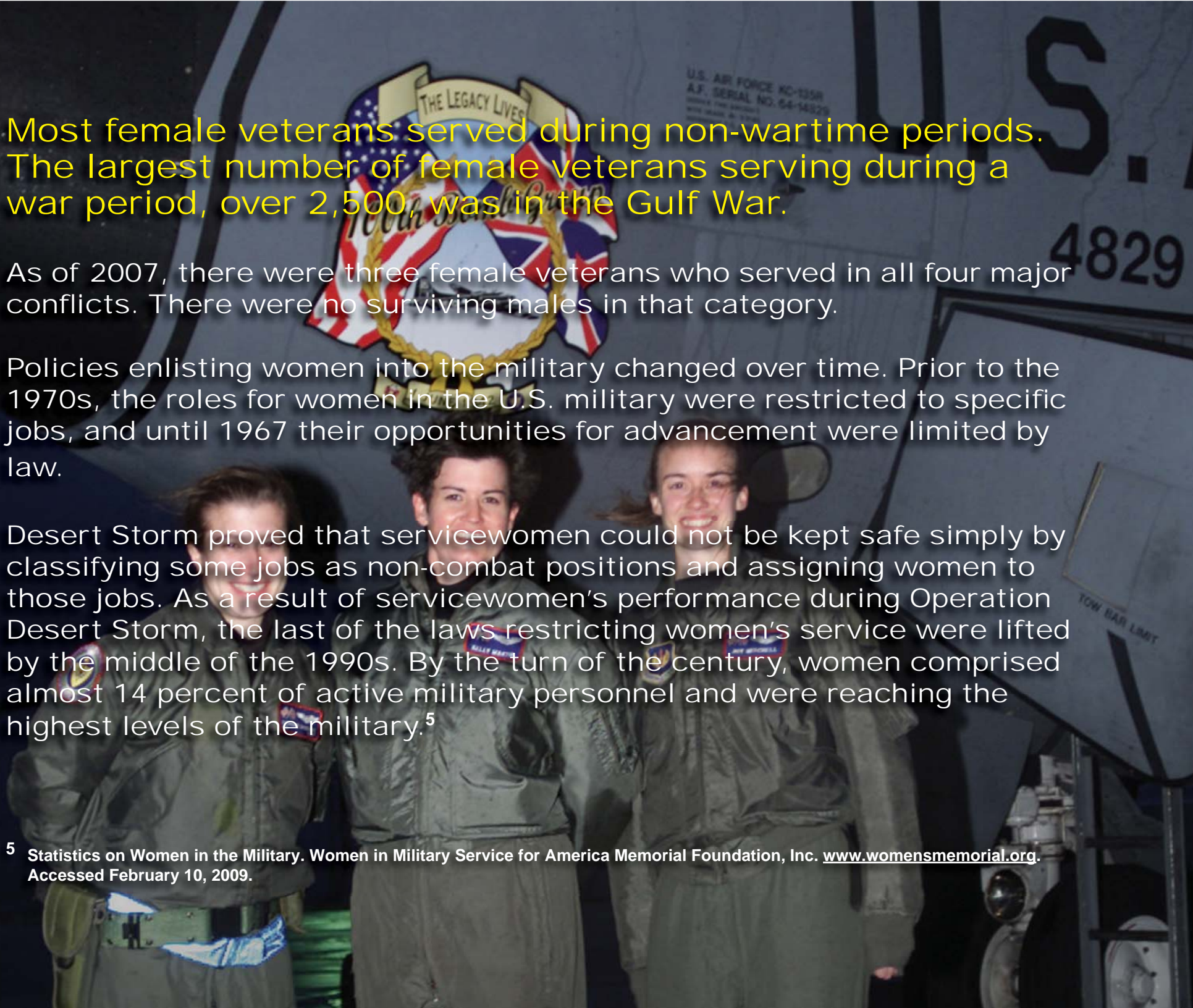
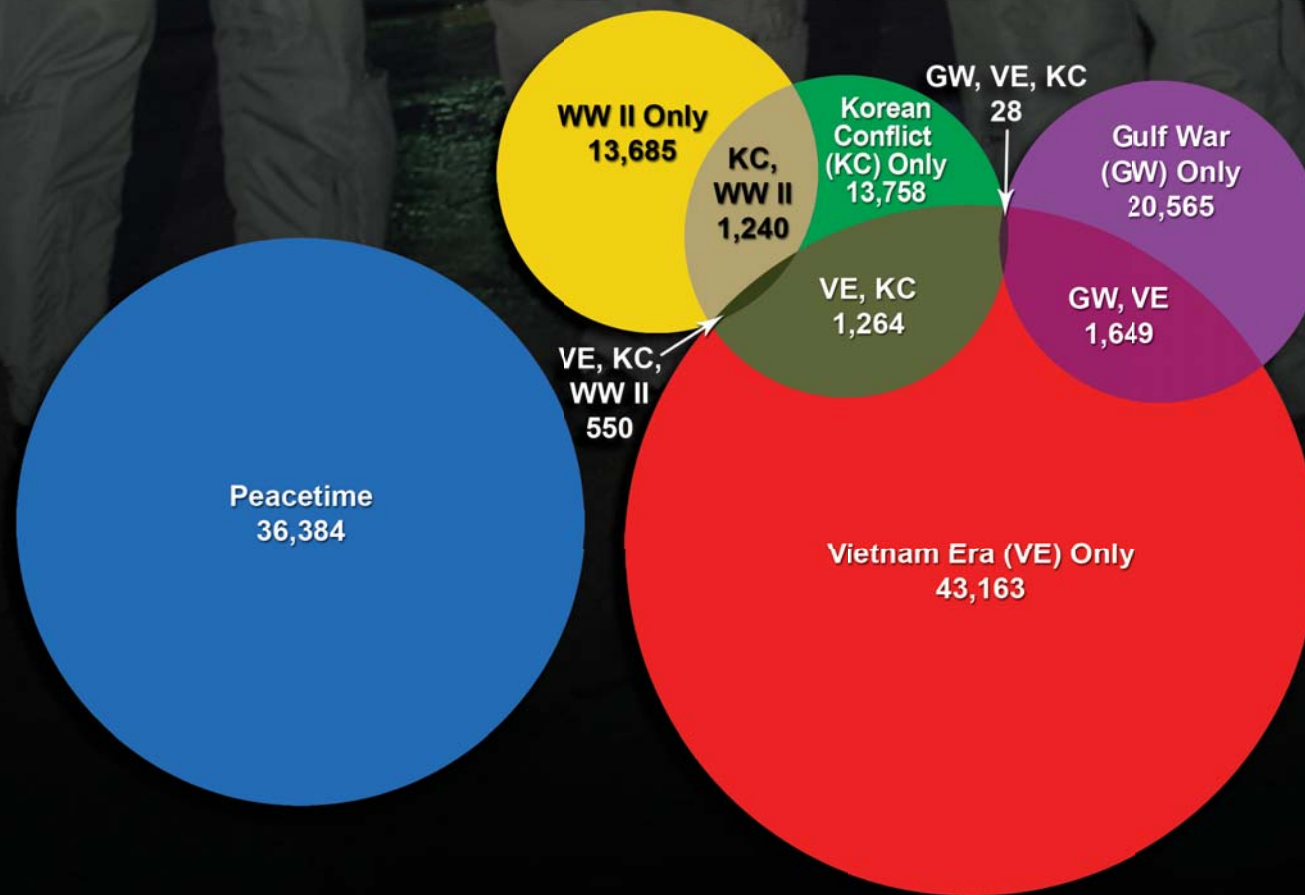


Chart 17: 2007 Number of New Hampshire Veterans Who Served in War Periods



Veterans 2007	GW Only	GW, VE	GW, VE, KC	VE Only	VE, KC	VE, KC, WWII	KC Only	KC, WWII	WWII Only	Peacetime
Females	2,686	54	0	1,436	49	12	470	18	924	3,035
Males	17,879	1,595	28	41,727	1,213	538	13,288	1,222	12,761	33,349
Total	20,565	1,649	28	43,163	1,264	550	13,758	1,240	13,685	36,384

Note: Veterans are counted in only one category



Veterans Resources

Veterans Administration Reg. Office
275 Chestnut Street
Manchester, NH 03101
1-800-827-1000, www.va.gov

Veterans Administration Reg. Office
White River Junction, VT 05001
Vocational Rehabilitation
(802) 295-9363 Ext. 5297

Veterans Administration Hospital
718 Smyth Road
Manchester, NH 03104
(603) 624-4366, 1-800-892-8384

Veterans Administration Hospital
215 North Main Street
White River Junction, VT 05001
(802) 295-9363

Vet Center
103 Liberty Street
Manchester, NH 03104
(603) 668-7060, Fax: (603) 666-7404

1A Northeast Regional Office Vet Center
15 Dartmouth Drive, Suite 204
Auburn, NH 03032
(603) 623-4204, Fax: (603) 623-5541

Berlin Vet Center
515 Main Street
Gorham, NH 03581
(603) 752-2571, Fax (603) 752-3618

Vet Center
Gilman Office, Building #2, Room 222
Holiday Inn Drive
White River Junction, VT 05001
(802) 295-2908, 1-800-649-6603

Conway VA Outpatient Clinic
7 Greenwood Avenue
Conway, NH 03818
(603) 447-3500 ext. 11, Fax: (603) 447-5568

Portsmouth VA Outpatient Clinic
Pease International Tradeport
302 Newmarket Street
Portsmouth, NH 03803-0157
(603) 624-4366 Ext. 5500, Fax: (603) 431-8862

Somersworth VA Outpatient Clinic
200 Route 108
Somersworth, NH 03878
(603) 624-4366 Ext. 5700
1-800-892-8384 Ext. 5700
Fax: (603) 841-9038

Tilton VA Outpatient Clinic
New Hampshire Veterans Home
P.O. Box 229
139 Winter Street
Tilton, NH 03276
(603) 624-4366 Ext. 5600
1-800-892-8384 Ext. 5600
Fax (603) 286-4803

Veterans Employment and
Training Service (VETS)
U.S. Department of Labor

Paul Desmond, Director
U.S. Department of Labor
Veterans Employment & Training Svc. (VETS)
C.F. Hurley Building
19 Staniford St, 1st Floor
Boston, MA 02114
(617) 565-2080

Dennis Viola, NH VETS Director
Veterans Employment and Training Service
U.S. Department of Labor
James C. Cleveland Federal Building
55 Pleasant Street, Room 3602
Concord, NH 03301
(603) 225-1424, Fax (603) 225-1545

Veterans Organizations

State Veterans Council
Norris Cotton Federal Building
275 Chestnut Street, #517
Manchester, NH 03101-2411
(603) 624-9230, 1-800-622-9230

American Legion:
Service Officer (603) 222-5784

Veterans of Foreign Wars:
Service Officer (603) 222-5780

Vietnam Veterans
New Hampshire State Council
Merrimack, NH
(603) 669-8432, afsaigon@aol.com

New Hampshire Veterans' Association
PO Box 1882
Concord, NH 03302-1882
thenhva.org

Disabled American Veterans
Service Officer: (603) 222-5788
Hospital Service Coordinator
(Transportation)
Manchester, NH
(603) 624-4366 Ext. 6427
White River Junction, VT
(802) 295-9363 Ext. 5394

Karen Adair
Asst. Director for Government Liaison
U.S. Navy Veterans Association
7028 West Waters, Suite 325
Tampa, FL 33634
Washington, D.C. (202) 736-1725
Hartford, CT (860) 586-1100

**Employer Support Of the Guard and Reserve
State Military Reservation**
1 Minuteman Way
Concord, NH 03301
(603) 225-1342
or (603) 225-1893
or (603) 227-1477

Employment & Referral to Training & Supportive Services

New Hampshire Employment Security (NHES)
32 South Main Street
Concord, NH 03301-4857
(603)224-3311, Fax (603)228-4145
www.nh.gov/nhes/ , 1-800-852-3400

Berlin Office
151 Pleasant Street, PO Box 159
Berlin, NH 03570-0159
(603) 752-5500, Fax (603) 752-5536

Claremont Office
404 Washington Street, PO Box 180
Claremont , NH 03743-0180
(603) 543-3111, Fax (603) 543-3113

Concord Office
10 West Street, PO Box 1140
Concord, NH 03302-1140
(603) 228-4100, Fax (603) 229-4353

Conway Office
518 White Mountain Highway
Conway, NH 03818-4205
(603) 447-5924, Fax (603) 447-5985

Keene Office
109 Key Road
Keene, NH 03431-3926
(603) 352-1904, Fax (603) 352-1906

Laconia Office
426 Union Avenue, Suite 3
Laconia, NH 03246-2894
(603) 524-3960, Fax (603) 524-3963

Lebanon Office
85 Mechanic Street
Lebanon, NH 03766-1506
(603) 448-6340, Fax (603) 448-6342

Littleton Office
646 Union Street, Suite 100
Littleton, NH 03561-5314
(603) 444-2971, Fax (603) 444-6245

Manchester Office
300 Hanover Street
Manchester, NH 03104-4957
(603) 627-7841, Fax (603) 627-7982

Nashua Office
6 Townsend West
Nashua, NH 03063-1217
(603) 882-5177, Fax (603) 880-5256

Portsmouth Office
2000 Lafayette Road
Portsmouth, NH 03801-5673
(603)436-3702, Fax (603) 436-3754

Salem Office
29 South Broadway
Salem, NH 03079-3026
(603) 893-9185, Fax (603) 893-9212

Somersworth Office
243 Route 108
Somersworth, NH 03878-1512
(603) 742-3600, Fax (603) 749-7515

Jack Jarvis, State Director
Office of Apprenticeship
U.S. Department of Labor
Employment and Training Administration
55 Pleasant Street
Concord, NH 03301
(603) 225-1444, Fax (603) 226-7761

**New Hampshire
Department of Administrative Services
State Division of Personnel**
State House Annex
25 Capital Street, Room 1
Concord, NH 03301
(603) 271-3261



Workforce Opportunity Council Inc.
64 Old Suncook Road
Concord, NH 03301
(603) 228-9500, 1-800-772-7001
www.nhworks.org

New Hampshire National Guard
Adjutant General Department
1 Minuteman Way
Concord, NH 03301
(603) 225-1300

Federal Agencies

Social Security Administration
70 Commercial Street
Corporate Center at Horseshoe Pond
Concord, NH 03301
1-800-772-1213

U.S. Housing and Urban Development
275 Chestnut Street
Manchester, NH 03101
(603) 666-7681

Internal Revenue Service
1-800-829-1040

Small Business Administration
JC Cleveland Federal Building
55 Pleasant St, Suite 3101
Concord, NH 03301
(603) 225-1400

New Hampshire Agencies

Department of Labor
95 Pleasant St
Concord, NH 03301
(603) 271-3176, 1-800-272-4353

Department of Health and Human Services
105 Pleasant Street
Concord, NH 03301
(603) 271-8140, 1-800-852-3345

Safety Department
33 Hazen Drive
Concord, NH 03301
(603) 271-2251

Secretary of State
State House, Room 204
107 North Main Street
Concord, NH 03301
(603) 271-3242

State Library
20 Park Street
Concord, NH 03301
(603) 271-2144

Department of Education
101 Pleasant Street
State Office Park South
Concord, NH 03301
(603) 271-3494

Vocational Rehabilitation Regional Offices

New Hampshire Department of Education
Division of Vocational Rehabilitation
21 South Fruit Street, Suite 20
Concord, NH 03301
(Services for the Deaf)
(Services for the Blind)
(Special Education Section)
(Disability Determination Services)
(603) 271-3471
TDD/TTY Relay Access, 1-800-299-1647

Berlin Regional Office
3 Twelfth Street Unit A
Berlin, NH 03570
(603) 752-2271

Concord Regional Office
2 Industrial Park Drive, Building 1
Concord, NH 03301
(603) 271-2327

Keene Regional Office
103 Roxbury Street
Keene, NH 03431
(603) 357-0266

Lebanon/Hanover Office
85 Mechanic St., #260A
Lebanon, NH 03766
(603) 448-5793 (V/TTY), 1-800-621-7876

Manchester Regional Office
195 McGregor Street, Suite 120
Manchester, NH 03103
(603) 669-8733

Nashua Regional Office
25 Riverbend Road, Suite 102
Nashua, NH 03062
(603) 889-6844

Portsmouth Regional Office
30 Maplewood Avenue, Suite 206
Portsmouth, NH 03801
(603) 436-8884

Postsecondary Education Commission
Veterans Educational Services
Education Approving Agency
3 Barrell Court, Suite 300
Concord, NH 03301
(603) 271-2555

Department of Education
Bureau of Career Development
(603) 271-3384

Additional Available Services

Consumer Affairs
Attorney General
(603) 271-3658

Better Business Bureau
(603) 224-1991

Public Utilities Commission
1-800-852-3793

New England Farm Workers' Council
(603) 622-8199, 1-877-527-3276

Energy

NH Office of Energy and Planning
Fuel Assistance Program
(603) 271-8317, Fax (603) 271-2615

Community Action Programs

For Belknap and Merrimack Counties:
Community Action Program Belknap-
Merrimack Counties Inc.

Concord (603) 225-6880
Franklin (603) 934-3444
Laconia (603) 524-5512
Meredith (603) 279-4096
Warner (603) 456-2207

www.bm-cap.org

For Rockingham County:
Rockingham Community Action Inc.
Fuel Assistance (603) 431-2911
1-800-556-9300
Salem (603) 898-8435
Portsmouth (603) 436-3896
1-800-639-3896

www.rcaction.org

For Hillsborough County:
Southern New Hampshire Services, Inc.

Nashua (603) 889-3440
1-877-211-0723

Manchester (603) 647-4470
1-800-322-1073

Peterborough (603) 924-2243
1-877-757-7048

Hillsboro (603) 464-5835
(Monday and Friday)

Milford (603) 673-0756
(Tuesday and Thursday)

Greenville (603) 878-3364 (Wednesday)
www.snhs.org

For Cheshire & Sullivan Counties:
Southwestern Community Services

Keene (603) 352-7512
Claremont (603) 542-9528
1-800-529-0005

www.scshehelps.org

For Strafford County:
Strafford County Community Action

Dover (603) 749-1334
Rochester (603) 332-3963
Milton (603) 652-9893
Farmington (603) 755-9305

www.straffcap.org

For Coös, Carroll and Grafton Counties:
Tri-County Community Action
Coös County

Berlin (603) 752-3248

Colebrook (603) 237-8168

Lancaster (603) 788-4477

Carroll County

Tamworth (603) 323-7400

Grafton County

Littleton (603) 444-6653

Plymouth (603) 536-8222

Woodsville (603) 747-3013

Lebanon (603) 443-6100

All Three Counties

1-888-842-3835, www.tccap.org

Family

National Runaway
1-800-RUNAWAY (786-2929)

Financial

Department of Health and Human Services
Hotline: 1-800-852-3383

Government

Governor's Office of Citizen Affairs
1-800-852-3456



Health – Mental Health

Alcohol and Drug Intervention
(603) 228-1959
NH Helpline 1-800-852-3388
(603) 225-9000

American Cancer Society
1-800-640-7101

Catastrophic Illness
NH Health & Human Services
1-800-852-3345

**Northern NH Mental Health and
Developmental Services**
NH Health and Human Services
1-800-439-3347

**Riverbend Community Mental Health in
Central New Hampshire**
1-800-852-3323

Northern New England Poison Control Center
1-800-222-1222

Disability

Governor's Commission on Disability
(TTY) 1-800-852-3405

Granite State Independent Living Foundation
1-800-826-3700

Housing

NH Housing Finance Authority
1-800-439-7247

Concord Housing Authority
(603) 224-4059

NH Coalition to End Homelessness
(603) 498-0189
Hotline: 1-800-852-3388

**New Hampshire
Homeless Shelter Providers**

Tri County Community Action
30 Exchange Street
Berlin, NH 03570
(603) 753-7100

Headrest
PO Box 247, 14 Church Street
Lebanon, NH 03766
(603) 448-4400

Southwestern Community Services
Sullivan County Housing Coalition
PO Box 1338
Claremont, NH 03743
(603) 542-3160

**Community Services Council of New
Hampshire**
79 Sheep Davis Rd
Pembroke, NH 03275
(603) 225-9694, 1-800-843-1117

The Friends Program
30 Thompson Street
Concord, NH 03301
(603) 228-1462, (603) 224-7320

McKenna House
100 South Fruit Street
Concord, NH 03301
(603) 228-3505

**Southwestern Monadnock Area Housing
Coalition**
69-Z Island Street
Keene, NH 03431
(603) 352-7512

Keystone Hall
Greater Nashua Council on Alcoholism
Pine Street Ext.
Nashua, NH 03060
(603) 881-4848

Nashua Soup Kitchen and Shelter
PO Box 3116
42 Chestnut Street
Nashua, NH 03061
(603) 889-7770, (603) 883-1101 (weekends)

Harbor Homes, Inc.
12 Amherst Street 881
Nashua, NH 03060
(603) 882-3616

Nashua Pastoral Care Services
7 Concord Street
Nashua, NH 03061
(603) 886-2866

Helping Hands Outreach Ministries
PO Box 3551
50 Lowell Street
Manchester, NH 03105
(603) 623-8778

Manchester Emergency Family Shelter
11 Liberty Street
Manchester, NH 03104
(603) 624-6484

New Horizons
199 Manchester Street
Manchester, NH 03103
(603) 668-1877

Robinson House
47-51 Manchester Street
Manchester, NH 03101
(603) 627-9188

Community Partners
600 Lafayette Road
Portsmouth, NH 03801
(603) 436-2218

Community Partners
25 Old Dover Rd, #B
Rochester, NH 03867
(603) 332-2581

My Friend's Place
368 Washington Street
Dover, NH 03820
(603) 749-3017

Legal

Legal Advice and Referral Center
(603) 224-3333, 1-800-639-5290

New Hampshire Bar Association
(603) 224-6942, Fax (603) 224-2910

Lawyer Referral Service
(603) 229-0002

Disabilities Rights Center
1-800-834-1721, Fax (603) 225-2077

TTY/TDD New Hampshire Relay Service
1-800-735-2964

New Hampshire Legal Assistance
Manchester
(603) 668-2900, 1-800-562-3174
Claremont
(603) 542-8795, 1-800-562-3994
Portsmouth
(603) 431-7411, 1-800-334-3135
Littleton
(603) 444-8000, 1-800-548-1886
Berlin
(603) 752-1102, 1-800-698-8969
Concord
(603) 223-9750, 1-800-921-1115
Nashua
(603) 598-3800, 1-800-517-0577

Pollution

Coast Guard Command Center
To report hazardous substances, toxic
chemicals and oil spills
1-800-424-8802

Other Services

New Hampshire State Veterans Cemetery
110 Daniel Webster Highway
Boscawen, NH 03303-2413
www.nhsvc.com
(603) 796-2026
Fax: (603) 796-6300



Sources

- Chart 1: 2007 New Hampshire Population & Labor Force, Current Population Survey, Table VetsState.2007.AA.xls
 - Chart 2: 2007 New Hampshire Labor Force Distribution, Current Population Survey, Table VetsState.2007.AA.xls
 - Chart 3: 2007 New Hampshire Unemployment Rate, Current Population Survey, Table VetsState.2007.AA.xls
 - Chart 4: 2008 Share of Job Match Participants Served by NHES Staff
ETA 9002A Service to Participants Quarterly Report and ETA 9002B Service to Veterans Quarterly Report
 - Chart 5: 2007 States Ranked by Share of Veteran Population, Veterans Administration and U.S. Census Bureau
 - Chart 6: 2007 Share of Veteran Population by County, Veterans Administration and U.S. Census Bureau
 - Chart 7: 2007 Veteran Population by Gender and Age, Veterans Administration
 - Chart 8: 2007 Veteran Population vs. 2007 New Hampshire Population, Veterans Administration
 - Chart 9: 2007 Share of Veteran Population by Gender, Veterans Administration
 - Chart 10: 2007 New Hampshire Veteran Population by County and Gender, Veterans Administration
 - Chart 11: 2007 Veterans as a Percent of Population by Gender and Age, Veterans Administration
 - Chart 12: 2007 Comparison of Veteran Population by Gender to County Total, Veterans Administration
 - Chart 13: 2005 - 2007 Veteran Population by Disability, Age and Income Status
American Community Survey three year average 2005 - 2007, U.S. Census Bureau, Table C21006
 - Chart 14: 2008 New Hampshire Veteran License Plates by Type, New Hampshire Department of Safety
 - Chart 15: 2007 Share of New Hampshire Wartime Veterans, Veterans Administration
 - Chart 16: 2007 War Veteran Population by Gender and War, Veterans Administration
 - Chart 17: 2007 Number of Veterans Who Served in War Periods, Veterans Administration
- Veteran Resources: Veterans Resource Directory, New Hampshire Employment Security



The products and services of the NHES Economic and Labor Market Information Bureau result from the cooperation and teamwork of the entire ELMI Bureau staff:
Michael Argiropolis, Gail Clay, Robert Cote, Bruce DeMay, Katrina Evans, Donna Finlay, John Gallison, Scott Gessis, Debra Jodoin, Anita Josten, Don Kelley, Annette Nielsen, Bruce Olinsky, Cyndi Peterson, Elisabeth Richardson, Rick Ricker, and Peter Sgrulloni.

The following are available in hard copy from the Economic and Labor Market Information Bureau of New Hampshire Employment Security. Many of these publications are also available at our Web site:
www.nh.gov/nhes/elmi

New Hampshire Employment Projections by Industry and Occupation
Licensed, Certified, and Registered Occupations in New Hampshire
New Hampshire Job Outlook and Locator Occupations by Industry
Vital Signs: Economic and Social Indicators for New Hampshire
New Hampshire Occupational Employment and Wages
User's Guide to Workforce and Career Information
New Hampshire Commuting Patterns by County
Summary of the New Hampshire Economy
Local Area Unemployment Statistics
In Brief: Employment Projections
In Focus: Special Topic Papers
New Hampshire Job Notes
New Hampshire Benefits
Economic Impact Studies
 What if the Shipyard Closed?
 Finance & Insurance Industries in New Hampshire
 Hospital Construction Projects in New Hampshire
 Coös County Perspectives
Retirement 2002
Childcare 2000
NHCRN News

New Hampshire Employment Security is a proud member of America's Workforce Network and NH WORKS. NHES is an Equal Opportunity Employer and complies with the Americans with Disabilities Act. Auxiliary aids and services are available upon request to individuals with disabilities. TDD Access: Relay NH 1-800-735-2964

The following are only available at our Web site:
www.nh.gov/nhes/elmi

Employment and Wage Data for the Eighteen Labor Market Areas
New Hampshire Unemployment Insurance Historical Data
Employment and Wage Data for the Ten Counties
High Tech Employment in New Hampshire
Economic Conditions in New Hampshire
New Hampshire Community Profiles
New Hampshire Affirmative Action
Firms by Size in New Hampshire

The following are services available on our Web site:
www.nh.gov/nhes/elmi

NHnetwork
NSCITE
NHCRN



