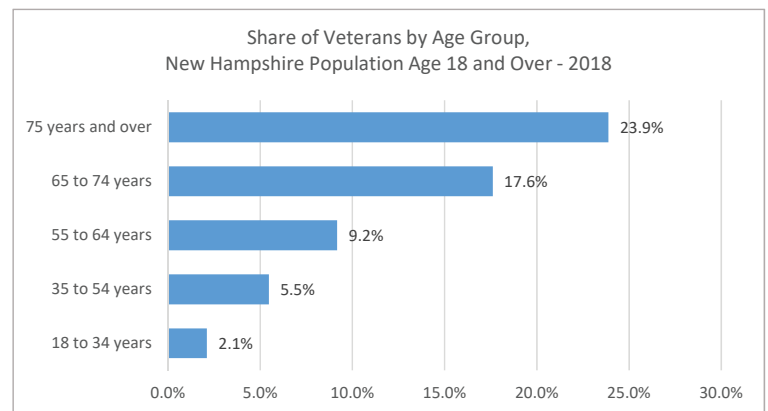


# Veterans in New Hampshire 2019

Veterans are defined by the U.S. Census Bureau as men and women age 18 or over who have served, even for a short time, but are not now serving, on active duty in the U.S. Army, Navy, Air Force, Marine Corps, or the Coast Guard, or who served in the U.S. Merchant Marine during World War II. Those who served in the National Guard or military Reserves are considered veterans if they were ever called or ordered to active duty.

## Veteran Share of Population by Age

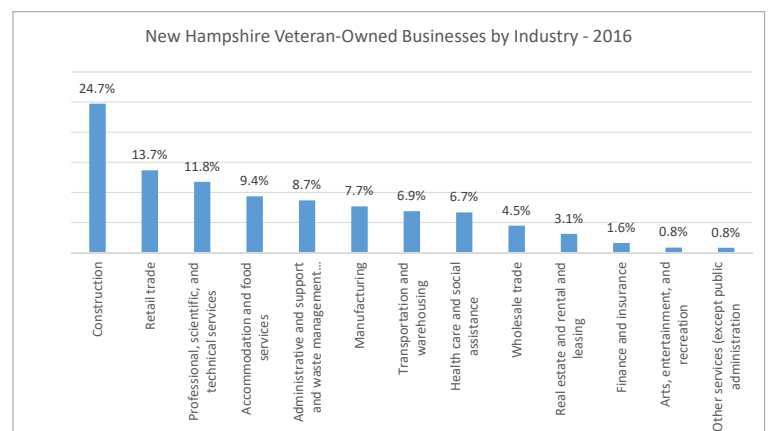
- In 2018, veterans in New Hampshire made up 8.6 percent of the population age 18 and over.
- Although residents age 75 and over accounted for the smallest share of age 18 and over population, 9.0 percent, almost one of every four people in this age group is a veteran. About one of every six age 65 to 74 years residents is a veteran.
- More than 50 percent of New Hampshire veterans are age 65 and over.
- A much smaller share (two percent) of age 18 to 34 years residents are veterans, largely because younger military members are more likely to still be in active service and are not yet considered veterans.



Source: U.S. Census Bureau, 2018 American Community Survey 1-Year Estimates

## Veteran-Owned Businesses

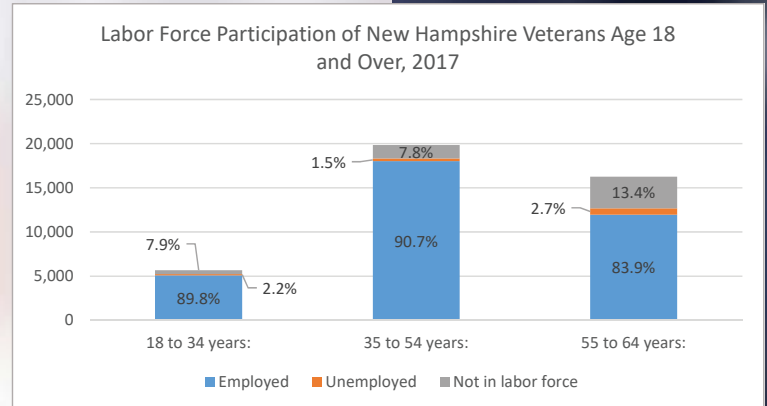
- In 2016, there were 2,255 veteran-owned businesses in New Hampshire with paid employees.
- This represented 7.8 percent of all firms with paid employees.
- Veteran-owned businesses employed 20,467 workers, roughly 3.4 percent of all workers at businesses with paid employees.
- One of every four veteran-owned firms in New Hampshire was in the Construction industry. These firms were estimated to employ over 5,000 workers, more than one quarter of all workers at veteran-owned businesses.



Source: U.S. Census Bureau, 2016 Annual Survey of Entrepreneurs

## Labor Force Participation

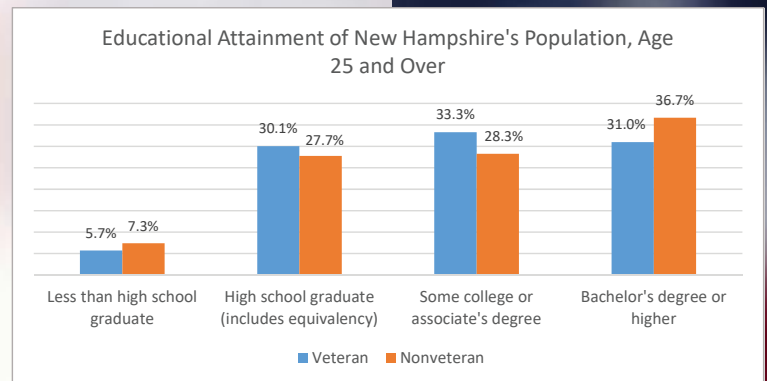
- The largest number of employed veterans were in the age group 35 to 54 years.
- New Hampshire veterans age 18 to 34 years and 35 to 54 years had very similar labor force participation and unemployment rates. Veterans aged 55 to 64 were slightly more likely to be unemployed, and nearly twice as likely to be out of the labor force as younger veterans.



Source: U.S. Census Bureau, 2017 American Community Survey 1-Year Estimates

## Educational Attainment

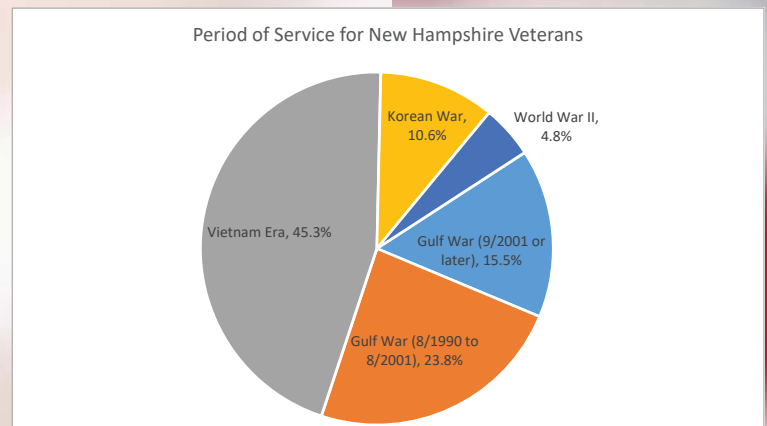
- Nearly two-thirds of New Hampshire veterans have attained at least some college education. Nearly half of veterans with some college education hold a Bachelor's degree or higher.
- Compared to nonveterans, a larger share of veterans, 33.3 percent, have attained some college or an Associate's degree, while a smaller share of veterans, 31.0 percent, have attained a Bachelor's degree or higher.
- Veterans were more likely to attain a high school diploma or equivalent than nonveterans, and were less likely to have less than a high school diploma.



Source: U.S. Census Bureau, 2013-2017 American Community Survey 5-Year Estimates

## Period of Service

- One of every four New Hampshire veterans served in peace time.
- Among veterans who served during a war period, the largest share, 45 percent, served during the Vietnam Era.
- Veterans of the first Gulf War (8/1990 to 8/2001 Desert Storm) accounted for 24 percent of New Hampshire veterans who served during a war period.
- Among all New Hampshire veterans, 5,915 served during more than one war period.



Source: U.S. Census Bureau, 2017 American Community Survey 1-Year Estimates  
Individuals who served in more than one war period may be counted in each period of service