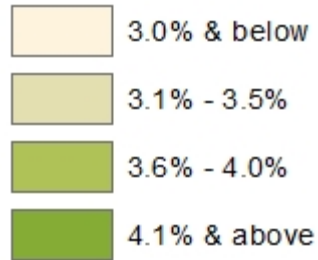
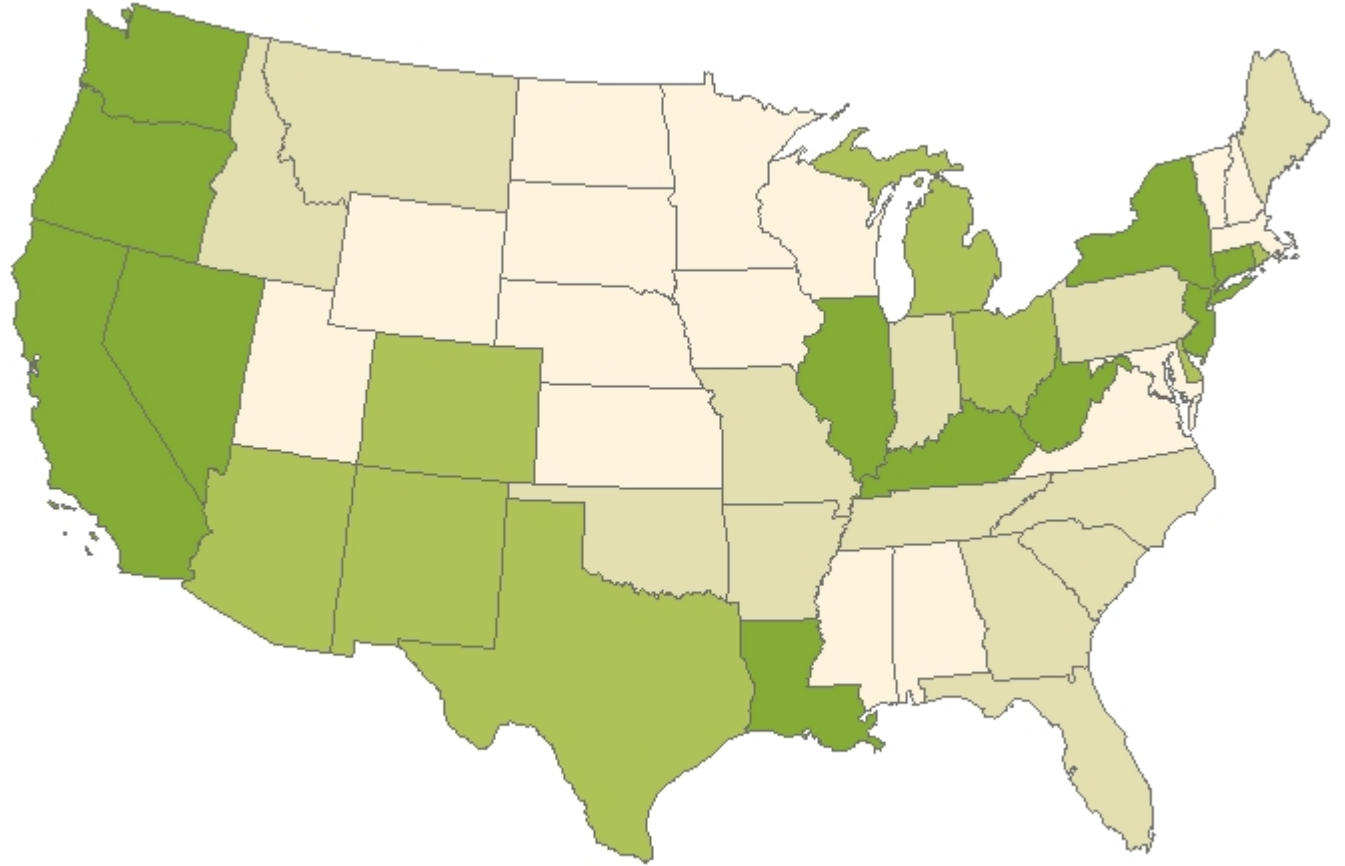
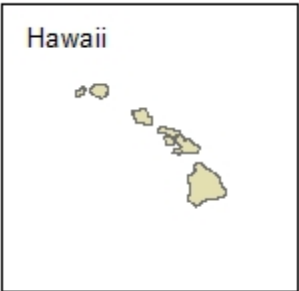


Unemployment Rates by State

Seasonally Adjusted, Preliminary March 2024



Source: Bureau of Labor Statistics 19-Apr-24
Prepared by: Economic & Labor Market Information Bureau, NHES
Next Scheduled Update: May 2024

Unemployment Rates by State

Seasonally Adjusted, Preliminary March 2024

US Rate: 3.8%

State	Rate
Alabama	3.0%
Alaska	4.6%
Arizona	3.8%
Arkansas	3.5%
California	5.3%
Colorado	3.7%
Connecticut	4.5%
Delaware	3.9%
District of Columbia	5.2%
Florida	3.2%
Georgia	3.1%
Hawaii	3.1%
Idaho	3.3%
Illinois	4.8%
Indiana	3.5%
Iowa	2.9%
Kansas	2.7%
Kentucky	4.5%
Louisiana	4.4%
Maine	3.3%
Maryland	2.5%
Massachusetts	2.9%
Michigan	3.9%
Minnesota	2.7%
Mississippi	3.0%
Missouri	3.3%
Montana	3.3%
Nebraska	2.5%
Nevada	5.1%
New Hampshire	2.6%
New Jersey	4.8%

Source: Bureau of Labor Statistics 19-Apr-24

Prepared by: Economic & Labor Market Information Bureau, NHES

Next Scheduled Update: May 2024

Unemployment Rates by State

Seasonally Adjusted, Preliminary March 2024

US Rate: 3.8%

State	Rate
New Mexico	3.8%
New York	4.3%
North Carolina	3.5%
North Dakota	2.0%
Ohio	3.8%
Oklahoma	3.5%
Oregon	4.2%
Pennsylvania	3.4%
Rhode Island	4.0%
South Carolina	3.1%
South Dakota	2.1%
Tennessee	3.2%
Texas	3.9%
Utah	2.8%
Vermont	2.2%
Virginia	2.9%
Washington	4.8%
West Virginia	4.3%
Wisconsin	3.0%
Wyoming	2.8%

Source: Bureau of Labor Statistics 19-Apr-24

Prepared by: Economic & Labor Market Information Bureau, NHES

Next Scheduled Update: May 2024