

Apprenticeships in New Hampshire

National Apprenticeship Week is a nationwide celebration that gives businesses, communities, and educators the opportunity to showcase their apprenticeship programs and apprentices while providing valuable information to career seekers. National Apprenticeship Week 2023 will be held November 13-19, 2023.

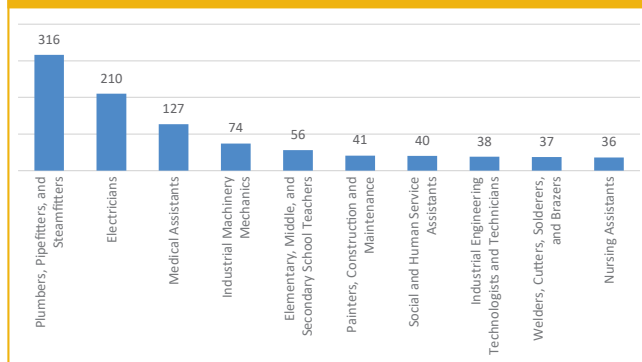
Registered apprenticeships combine job-related classroom instruction with on-the-job learning experience. Apprentices start working—and earning money—on the first day of the program. They also receive incremental wage increases as they gain proficiency throughout the program. Upon completion of the training, a registered apprentice receives an industry-issued, nationally recognized credential that certifies occupational proficiency. Apprenticeships range in length from one to six years.

REGISTERED APPRENTICESHIPS IN NEW HAMPSHIRE

	FY19	FY20	FY21	FY22	FY23	Change FY 22-23	% Change FY 22-23
Active Apprentices	2,814	2,761	2,679	2,707	2,981	274	10.1%
New Apprentices	1,402	1,032	1,130	1,275	1,492	217	17.0%
Completed Apprentices	467	517	688	591	536	-55	-9.3%
New Programs	37	45	75	55	39	-16	-29.1%
Total Programs	310	371	436	434	449	15	3.5%

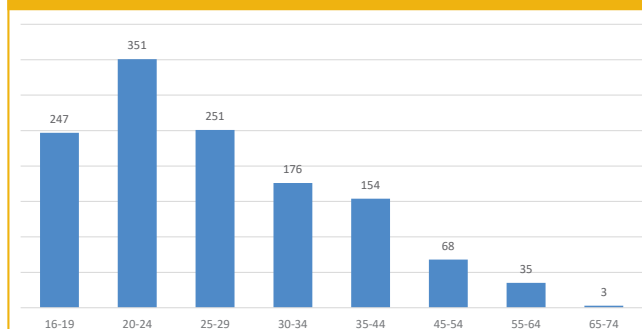
- The number of completed apprenticeships declined in 2023, likely because fewer workers began apprenticeships during the early months of the coronavirus pandemic.* The number of new apprentices surpassed pre-pandemic levels in 2023, increasing 17.0 percent.
- There were 39 new registered apprenticeship programs established in FY 2023, bringing the total number of apprenticeship programs to 449. Of those, 374 programs had active apprentices during FY 2023.
- In total, there were apprenticeships available for 37 different occupations in 11 occupational groups. Construction and extraction occupations accounted for 61 percent of active registered apprentices.
- Nearly half of new apprentices (those who began their training during FY 2023) were in their twenties. The median age at registration for apprentices was 25 years old, while the modal age, with 139 apprentices, was 18 years old. Five percent of new apprentices, 65 apprentices, were age 50 or older; the oldest apprentice was age 73 at registration. There were 23 apprentices under age 18 at registration, and the youngest apprentices were age 16.

MOST COMMON OCCUPATIONS FOR NEW APPRENTICES, FY 2023



Source: U.S. Department of Labor, Office of Apprenticeship

AGE OF NEW APPRENTICES AT REGISTRATION



Source: U.S. Department of Labor, Office of Apprenticeship

* Federal Fiscal Year 2023: October 1, 2022 through September 30, 2023

Apprenticeships in New Hampshire

Photo Credit

Photo Credit

Photo Credit

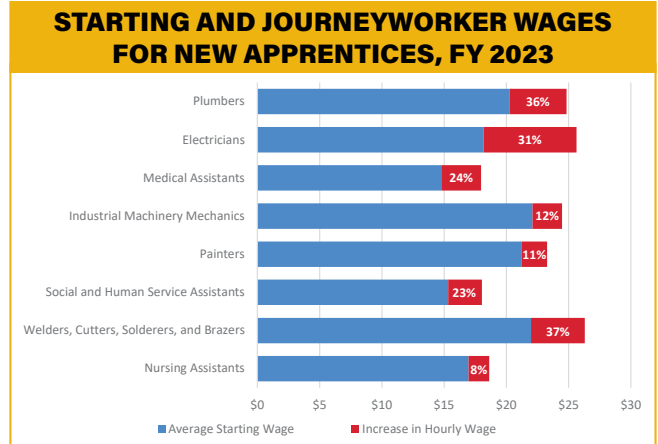
Photo Credit

- The average starting wage for new apprentices was \$19.10 per hour.
- After apprentices complete their programs, the average journeyworker wage will be \$23.07, an increase of 21 percent.
- Since most apprenticeships take several years to complete (the median apprenticeship was expected to last three years), this wage increase typically occurs over several years.
- Twenty-seven percent of new apprentices active during FY 2023 were female. The most common occupations for female apprentices were medical assistants, teachers, and nurse assistants. Female apprentices accounted for 86 percent of medical assistants, 86 percent of teachers, and 78 percent of nurse assistants.
- Eighteen percent of new female apprentices worked in construction and extraction or production occupations, although they accounted for just eight percent of all apprentices in those occupational groups. Fabric workers, electricians, and plumbers were the most common construction and extraction or production occupations for female apprentices.
- Female apprentices accounted for just six percent and three percent, respectively, of new apprentice electricians and plumbers. Among fabric workers, 68 percent of new apprentices were female.
- Among new apprentices, 82.4 percent were non-Hispanic White, 4.3 percent were Hispanic, 2.8 percent were Black, and 2.4 percent were Asian. Seven percent did not identify race or ethnicity.
- Among new apprentices, 6.5 percent were military veterans. Nearly half of those veterans were employed at Portsmouth Naval Shipyard, receiving training in 13 different occupations.

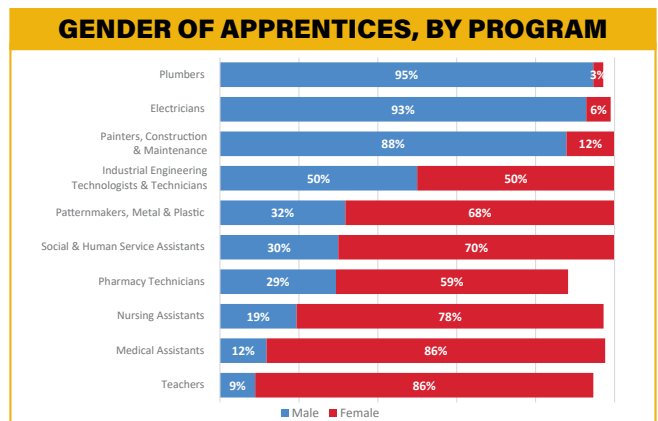
For more information about apprenticeships in New Hampshire, please use the following resources:

U.S. Department of Labor, Office of Apprenticeship
<https://www.apprenticeship.gov/>

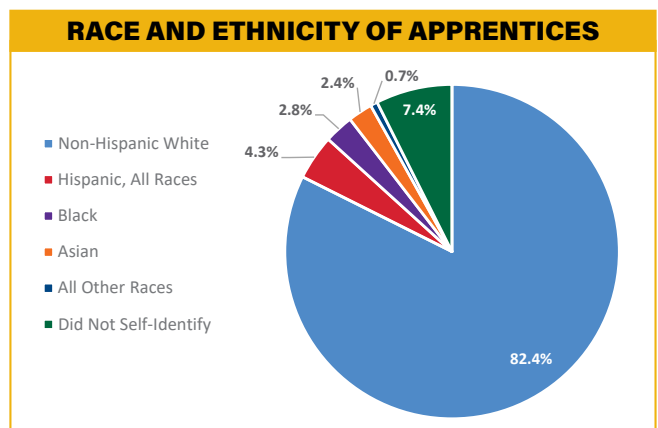
ApprenticeshipNH
<https://apprenticeshipnh.com/>



Source: U.S. Department of Labor, Office of Apprenticeship



Source: U.S. Department of Labor, Office of Apprenticeship



Source: U.S. Department of Labor, Office of Apprenticeship

This workforce product was funded by a grant awarded by the U.S. Department of Labor's Employment and Training Administration. The product was created by the recipient and does not necessarily reflect the official position of the U.S. Department of Labor. The U.S. Department of Labor makes no guarantees, warranties, or assurances of any kind, express or implied, with respect to such information, including any information on linked sites and including, but not limited to, accuracy of the information or its completeness, timeliness, usefulness, adequacy, continued availability, or ownership. This product is copyrighted by the institution that created it. Internal use by an organization and/or personal use by an individual for non-commercial purposes is permissible. All other uses require the prior authorization of the copyright owner.